


NUMBER OF UNV ASSIGNMENTS: 8,470
NUMBER OF INDIVIDUAL UNV VOLUNTEERS: 8,122

Countries of assignment: **144**
 Countries of origin: **168**
 From developing countries*: **6,198 (76%)**
 From other countries*: **1,924 (24%)**
 Female: **2,964 (37%)**
 Male: **5,158 (63%)**

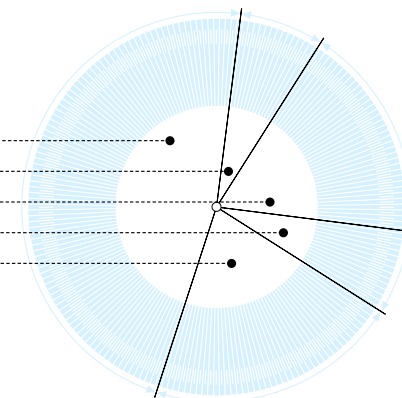
* High Income OECD and Central and Eastern Europe and the Commonwealth of Independent States (CIS)



In addition to the 8,122 UNV volunteers mentioned above, thousands of online volunteers (making their skills available through the Internet), university graduates, private sector employees and retirees engage in the diverse opportunities opened up by UNV to volunteer for development.

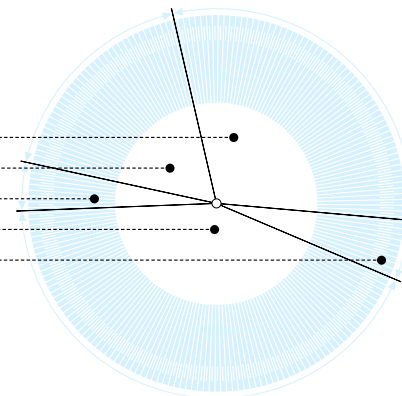
ASSIGNMENTS BY REGION

Africa: 4,006 (47%)
 Arab States: 563 (7%)
 Asia, Pacific: 1,522 (18%)
 Europe, CIS: 619 (7%)
 Latin America, Caribbean: 1,760 (21%)



UNV PROGRAMME ACTIVITIES*

Achieving the MDGs and reducing human poverty: 30%
 Fostering democratic governance: 18%
 Energy and environment for sustainable development: 4%
 Crisis prevention and recovery: 43%
 Responding to HIV/AIDS: 5%



* Based on UNDP Multi-Year Funding Framework (MYFF), 2004 – 2007

NUMBER OF UNV ASSIGNMENTS WITH MAIN PARTNERS



STRENGTH IN NUMBERS:

Statistical and financial information for 2005



GROWTH OF THE UNV PROGRAMME SINCE 1998

