

STATISTICAL AND FINANCIAL INFORMATION FOR 2017



We are
**inspiration
in action**



UN Volunteers with the Partners for Prevention Joint Programme in Indonesia engaged local adolescents and their caregivers to transform negative gender norms, prevent violence and sustain these community-based initiatives through volunteerism. (UNFPA/Matthew Taylor, 2017)

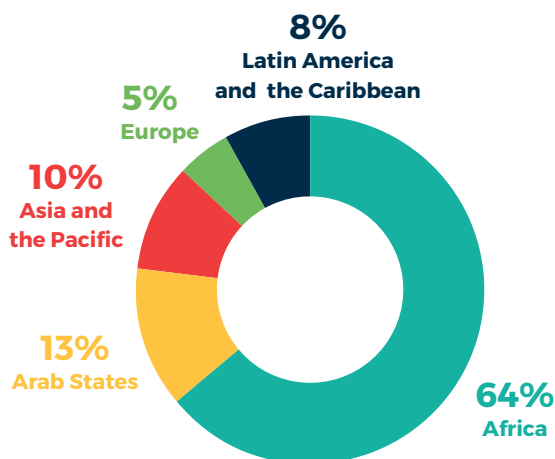
UNV FINANCIAL VOLUME

TOTAL FINANCIAL VOLUME – ALL SOURCES OF FUNDS (THOUSANDS OF US \$)

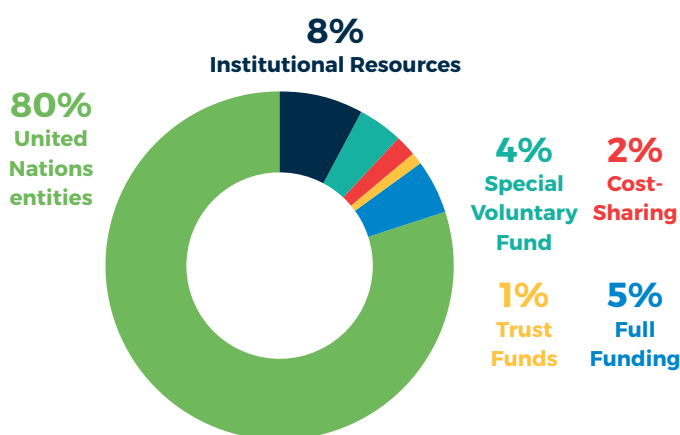
	Institutional resources	UNV resources*	United Nations entities	TOTAL
TOTAL FINANCIAL VOLUME	15,172	23,247	156,557	194,976

*Special Voluntary Fund, Cost-Sharing, Trust Funds and Full Funding

TOTAL FINANCIAL VOLUME BY REGION



TOTAL FINANCIAL VOLUME BY SOURCE OF FUND



FINANCIAL VOLUME BY UN PARTNERS (THOUSANDS OF US \$)

UNITED NATIONS PARTNERS

	TOTAL
UNDFS/DPKO/DPA United Nations Department of Field Support/Department for Peacekeeping Operations/ Department of Political Affairs	88,484
UNDP United Nations Development Programme	27,311
UNHCR United Nations High Commissioner for Refugees	20,106
UNICEF United Nations Children's Fund	4,756
UNFPA United Nations Population Fund	2,894
WFP World Food Programme	2,490
UN Women United Nations Entity for Gender Equality and the Empowerment of Women	2,165
UNRWA United Nations Relief and Works Agency	1,581
OCHA Office for the Coordination of Humanitarian Affairs	1,329
WHO World Health Organization	1,069
OHCHR Office of the High Commissioner for Human Rights	1,060
UNEP United Nations Environment Programme	1,059
UNOV United Nations Office in Vienna	997
UN-Habitat United Nations Centre for Human Settlement	256
FAO Food and Agriculture Organization	252
United Nations Secretariat	117
UNAIDS Joint United Nations Programme on HIV/AIDS	92
UNOPS United Nations Office for Project Services	70
IOM International Organization for Migration	66
IFAD International Fund for Agriculture	13
Other	392
TOTAL	156,557

CONTRIBUTIONS TO UNV

PROGRAMME RESOURCES RECEIVED FROM PARTNERS

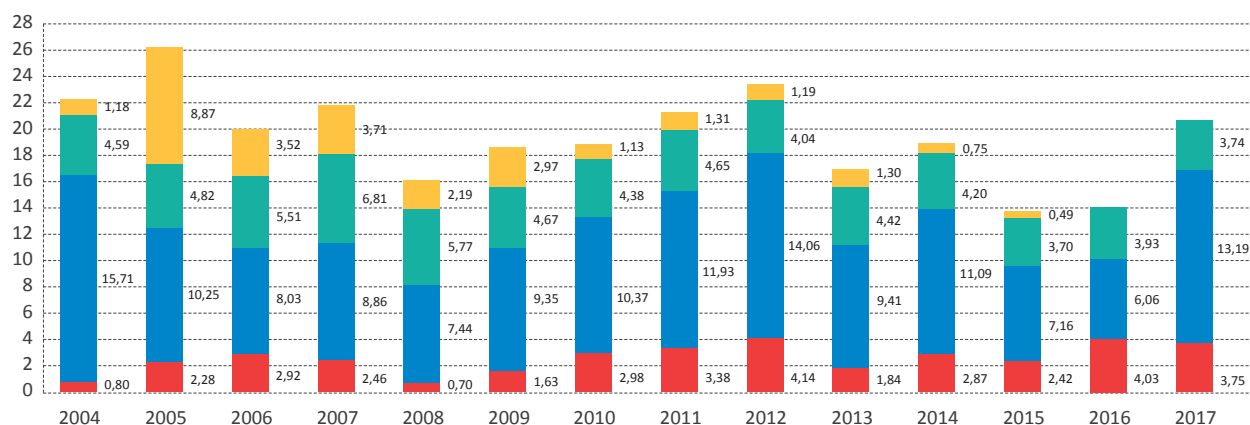
	Special Voluntary Fund	Other Resources (Full Funding, Trust Fund, Cost-Sharing)	TOTAL
PARTNER COUNTRIES			
Germany	2,061	2,542	4,603
Republic of Korea		3,670	3,670
Sweden	708	1,800	2,508
France		2,078	2,078
Switzerland	834	867	1,701
Japan		1,542	1,542
Finland		829	829
Norway		763	763
Côte d'Ivoire		552	552
Ireland	53	479	532
Czech Republic	13	323	336
United Kingdom		125	125
Thailand	1	69	71
China	30		30
India	15		15
Turkey	10		10
Israel	5		5
Kazakhstan	2		2
Lao PDR	2		2
Bangladesh	1		1
SUB-TOTAL PARTNER COUNTRIES	3,736	15,639	19,375
OTHER CONTRIBUTORS			
One UN Plan Fund		396	396
Economic Community of West African States		394	394
Agency for Volunteer Service, China (Hong Kong SAR)		370	370
Kwansei Gakuin University, Japan		83	83
Save the Children Fund		38	38
Association of Southeast Asian Nations Foundation		11	11
AIIESEC		8	8
SUB-TOTAL OTHER CONTRIBUTORS	0	1,300	1,300
GRAND TOTAL	3,736	16,939	20,675

Note: Thousands of US \$ in order of magnitude of contribution

CONTRIBUTIONS TO UNV FROM 2004 TO 2017

(MILLIONS OF US \$)

■ Cost-Sharing
 ■ Special Voluntary Fund
■ Full Funding
 ■ Trust Fund

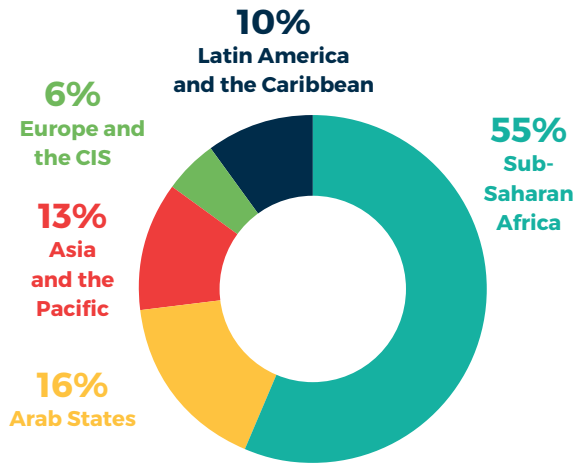


STATISTICS

UN VOLUNTEERS

Number of UN Volunteers	6,501
Countries of assignment	131
Countries of origin	159
Origin of UN Volunteers	
From countries of the global South	5,422 83%
From countries of the global North	1,079 17%
Sex	
Women	3,071 47%
Men	3,430 53%
Types of assignment	
International UN Volunteers	3,823 59%
National UN Volunteers	2,678 41%

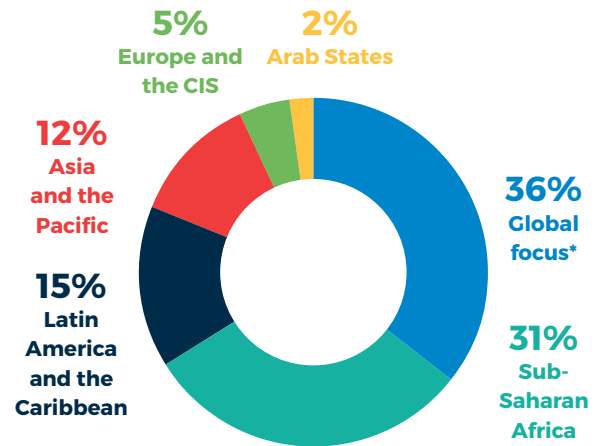
UN VOLUNTEERS BY REGION



UN ONLINE VOLUNTEERS

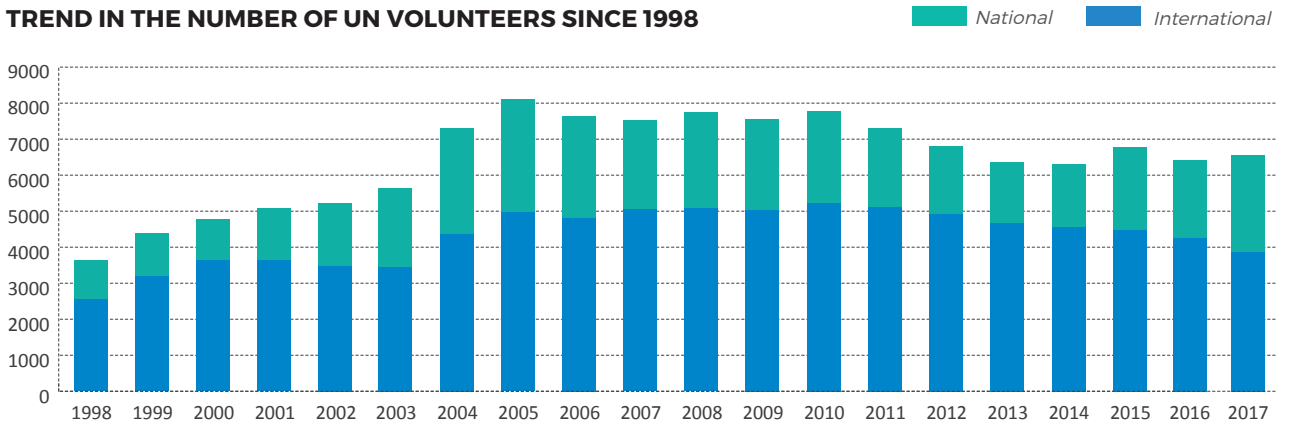
Number of UN Online Volunteer assignments	23,000
Number of individual UN Online Volunteers	17,893
Origin of UN Online Volunteers	
From countries of the Global South	12,525 70%
From countries of the Global North	5,368 30%
Sex	
Women	10,915 61%
Men	6,978 39%
Number of registered organizations	3,400

UN ONLINE VOLUNTEERING ASSIGNMENTS BY REGION



*Global focus includes projects across multiple countries

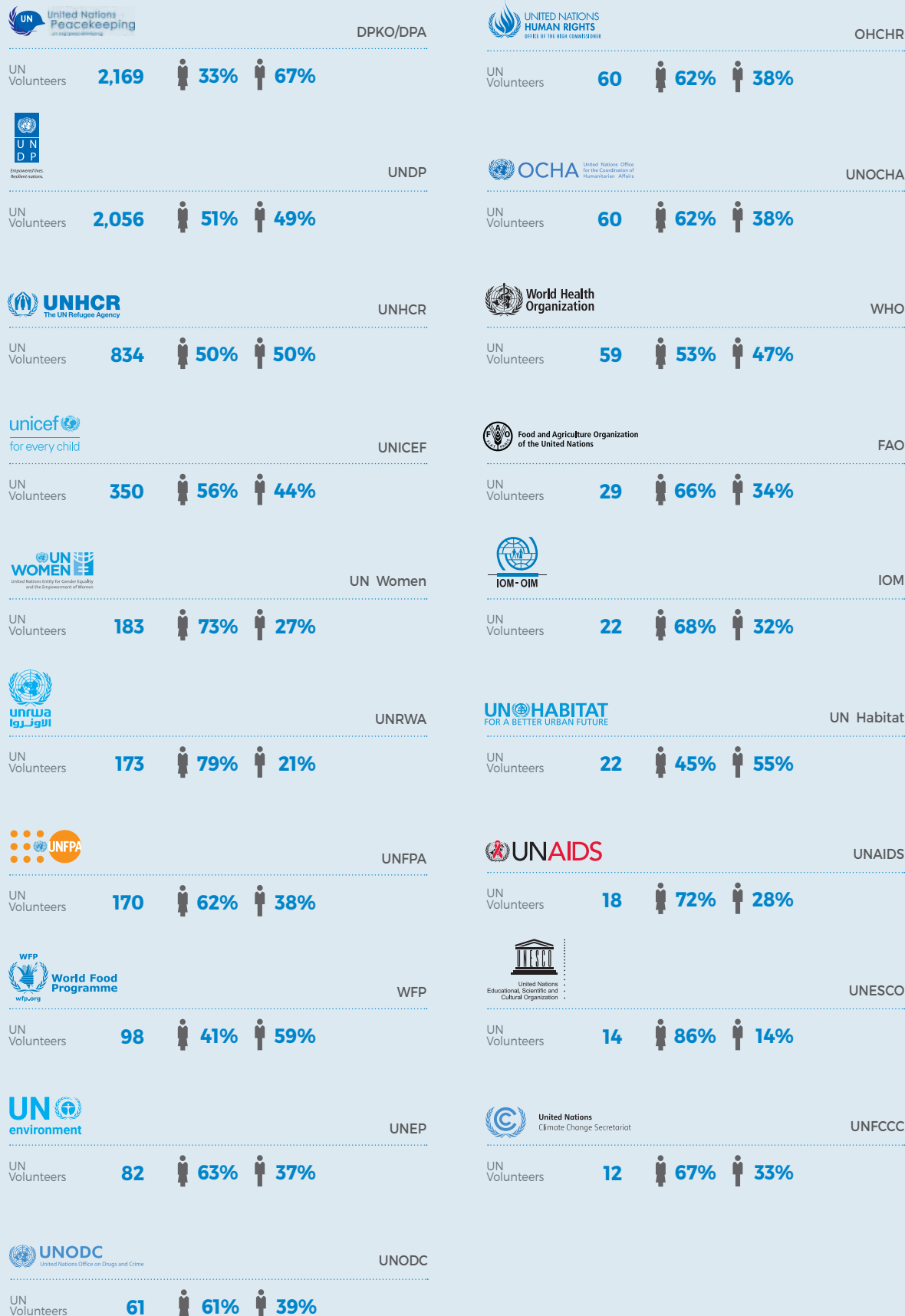
TREND IN THE NUMBER OF UN VOLUNTEERS SINCE 1998



UN VOLUNTEERS SERVING UN PARTNERS ON THE GROUND

UNV is as strong as its partnerships. UN Volunteers deliver for our United Nations partners on sustainable development – from eliminating poverty, empowering women and youth, and playing critical roles in peacekeeping missions and humanitarian response, to advocating for climate change mitigation and the rights of marginalized people.

Below are the 2017 statistics on UN Volunteers hosted per top 19 UN partners.



UN VOLUNTEER STATISTICS BY COUNTRY

Countries	National	Sent	Received
Afghanistan	13	8	85
Albania	4	9	-
Algeria	3	7	1
Angola	-	1	10
Antigua and Barbuda	-	-	1
Argentina	-	8	1
Armenia	6	2	-
Australia	-	34	-
Austria	-	9	-
Azerbaijan	-	2	1
Bangladesh	32	28	17
Barbados	-	1	2
Belarus	-	5	2
Belgium	-	37	-
Benin	39	40	3
Bhutan	-	23	-
Bolivia	92	7	12
Bosnia and Herzegovina	24	10	8
Botswana	-	7	-
Brazil	15	55	2
Bulgaria	-	9	-
Burkina Faso	23	39	15
Burundi	37	60	32
Cambodia	10	-	23
Cameroon	65	133	13
Canada	-	73	-
Cape Verde	8	1	3
Central African Republic	73	9	252
Chad	34	53	50
Chile	-	5	1
China	41	35	-
Colombia	42	19	138
Comoros	11	1	3
Congo	5	6	28
Congo, Democratic Republic of the	22	128	533
Costa Rica	-	3	-
Côte D'Ivoire	15	117	54
Croatia	-	9	-
Cuba	-	4	-
Cyprus	-	1	-
Czech Republic	-	18	-
Denmark	-	6	-
Djibouti	1	3	12
Dominican Republic	2	5	2
Ecuador	37	15	13
Egypt	112	14	22
El Salvador	4	7	3
Equatorial Guinea	-	-	1
Eritrea	-	15	4
Estonia	-	2	-
Ethiopia	10	61	51
Fiji	9	8	7
Finland	-	36	-
France	-	175	3
Gabon	1	-	2
Gambia	4	21	8
Georgia	1	3	3
Germany	-	57	15
Ghana	8	67	9
Greece	-	6	16
Guatemala	9	14	21
Guinea	25	19	26
Guinea-Bissau	6	-	23
Guyana	4	1	1
Haiti	4	57	118
Honduras	18	1	21
Hungary	-	9	1
India	86	69	8
Indonesia	19	21	20
Iran (Islamic Republic of)	4	5	-
Iraq	20	4	41
Ireland	-	39	1
Italy	-	105	1
Jamaica	1	3	-
Japan	-	110	-
Jordan	25	11	20
Kazakhstan	32	5	3
Kenya	185	150	67
Korea, Republic of	-	110	-
Kosovo (as per UN Security Council Resolution 1244)	11	6	34
Kyrgyzstan	5	12	9
Lao People's Democratic Republic	7	1	27
Latvia	-	3	-
Lebanon	74	9	5
Lesotho	21	1	4
Liberia	38	84	163
Libya	-	-	7
Lithuania	-	2	-
Luxembourg	-	5	-
Macedonia, Former Yugoslav Republic of	-	1	2
Madagascar	38	6	10

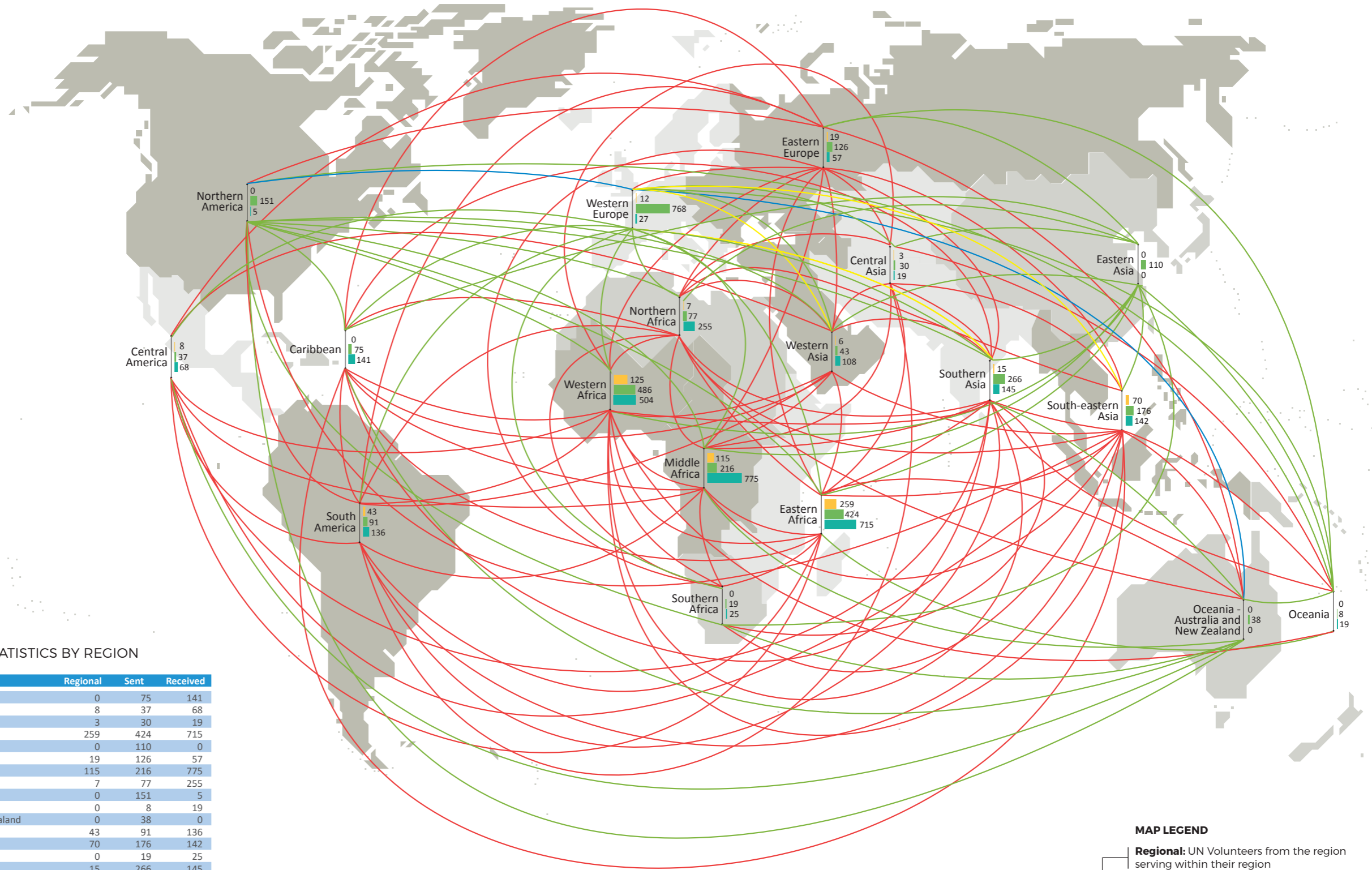
Countries	National	Sent	Received
Malawi	21	21	31
Malaysia	1	3	3
Mali	32	23	211
Maldives	-	-	2
Mauritania	8	3	9
Mauritius	-	2	3
Mexico	4	18	8
Micronesia, Federated States of	-	-	1
Moldova, Republic of	-	1	-
Mongolia	2	2	15
Montenegro, Republic of	2	2	-
Morocco	11	4	7
Mozambique	20	1	17
Myanmar	5	3	28
Namibia	10	2	10
Nepal	57	66	18
Netherlands	-	23	3
Netherlands Antilles	-	-	1
New Zealand	-	4	-
Nicaragua	-	2	1
Niger	133	29	13
Nigeria	4	53	3
Norway	-	14	-
Pakistan	46	59	16
Palestine, State of	200	-	16
Panama	4	-	22
Paraguay	-	1	-
Peru	39	10	6
Philippines	9	57	9
Poland	-	5	-
Portugal	-	22	-
Romania	-	26	-
Russian Federation	2	13	2
Rwanda	14	98	25
Samoa	2	-	8
Sao Tome and Principe	-	1	1
Senegal	21	28	61
Serbia, Republic of	11	5	9
Sierra Leone	13	59	16
Singapore	-	2	-
Slovakia	-	4	-
Slovenia	-	2	-
Solomon Islands	2	-	3
Somalia	1	3	70
South Africa	4	9	11
South Sudan	47	18	553
Spain	-	103	-
Sri Lanka	79	23	14
Sudan	103	55	197
Suriname	-	-	3
Sweden	-	31	-
Switzerland	-	59	-
Syrian Arab Republic	9	4	-
Tajikistan	8	8	10
Tanzania, United Republic of	10	24	38
Thailand	6	2	37
Timor-Leste	5	8	29
Togo	7	28	12
Trinidad and Tobago	3	5	19
Tunisia	24	4	9
Turkey	66	3	23
Uganda	40	149	32
Ukraine	39	11	18
United Arab Emirates	-	-	1
United Kingdom	-	46	-
United States	-	78	5
Uruguay	-	3	-
Uzbekistan	23	8	-
Vanuatu	2	-	-
Venezuela	8	10	-
Viet Nam	11	2	21
Western Sahara	-	-	19
Yemen	4	10	4
Zambia	46	14	16
Zimbabwe	25	57	10
Total	2,678	3,823	3,823

National: UN Volunteers serving within their country or territory. For example, during 2017 there were 13 Afghan national UN Volunteers engaged within Afghanistan.

Sent: UN Volunteers of the country serving abroad as international UN Volunteers. For example, during 2017 there were 8 Afghan nationals on UNV assignments in other countries and territories.

Received: UN Volunteers of other nationalities serving in the country or territory. For example, during 2017 there were 85 international UN Volunteers serving in Afghanistan.

UN VOLUNTEERS AROUND THE WORLD



UNV VOLUNTEER STATISTICS BY REGION

Regions	Regional	Sent	Received
Caribbean	0	75	141
Central America	8	37	68
Central Asia	3	30	19
Eastern Africa	259	424	715
Eastern Asia	0	110	0
Eastern Europe	19	126	57
Middle Africa	115	216	775
Northern Africa	7	77	255
Northern America	0	151	5
Oceania	0	8	19
Oceania-Australia and New Zealand	0	38	0
South America	43	91	136
South-eastern Asia	70	176	142
Southern Africa	0	19	25
Southern Asia	15	266	145
Western Africa	125	486	504
Western Asia	6	43	108
Western Europe	12	768	27
Grand Total	682	3,141	3,141

Regional: UN Volunteers from the region serving within the region (except in their own country). For example, during 2017 there were 8 UN Volunteers from Central America engaged within the Central America region (except their own country).

Sent: UN Volunteers from the region serving in other regions. For example, during 2017 there were 30 UN Volunteers from Central America on assignment in other regions.

Received: UN Volunteers from other regions serving within the region. For example, during 2017 there were 68 UN Volunteers from outside Central America working within Central America.

The terms used are drawn from the United Nations Statistics Division.

MAP LEGEND

Regional: UN Volunteers from the region serving within their region

Sent: UN Volunteers from the region serving in other regions

Received: UN Volunteers from other regions serving in the region

- **South-South** The lines on the map (left) indicate the movement of international UN Volunteers from their home regions to their assignments around the world. Close to 83 per cent of UN Volunteers come from the South and most also serve in the South.
- **North-North**
- **North-South**
- **South-North**