



UN
Volunteers

inspiration in action

STATISTICAL AND FINANCIAL INFORMATION FOR 2010

Our mission

Volunteering brings benefits to both society at large and the individual volunteer. It makes important contributions, economically as well as socially. It contributes to a more cohesive society by building trust and reciprocity among citizens. The United Nations Volunteers (UNV) programme is the UN organization that supports sustainable human development globally through the promotion of volunteerism, including the mobilization of volunteers. It serves the causes of peace and development by enhancing opportunities for participation by all peoples. It is universal, inclusive and embraces volunteer action in all its diversity. It values free will, commitment, engagement and solidarity, which are the foundations of volunteerism.

United Nations Volunteers

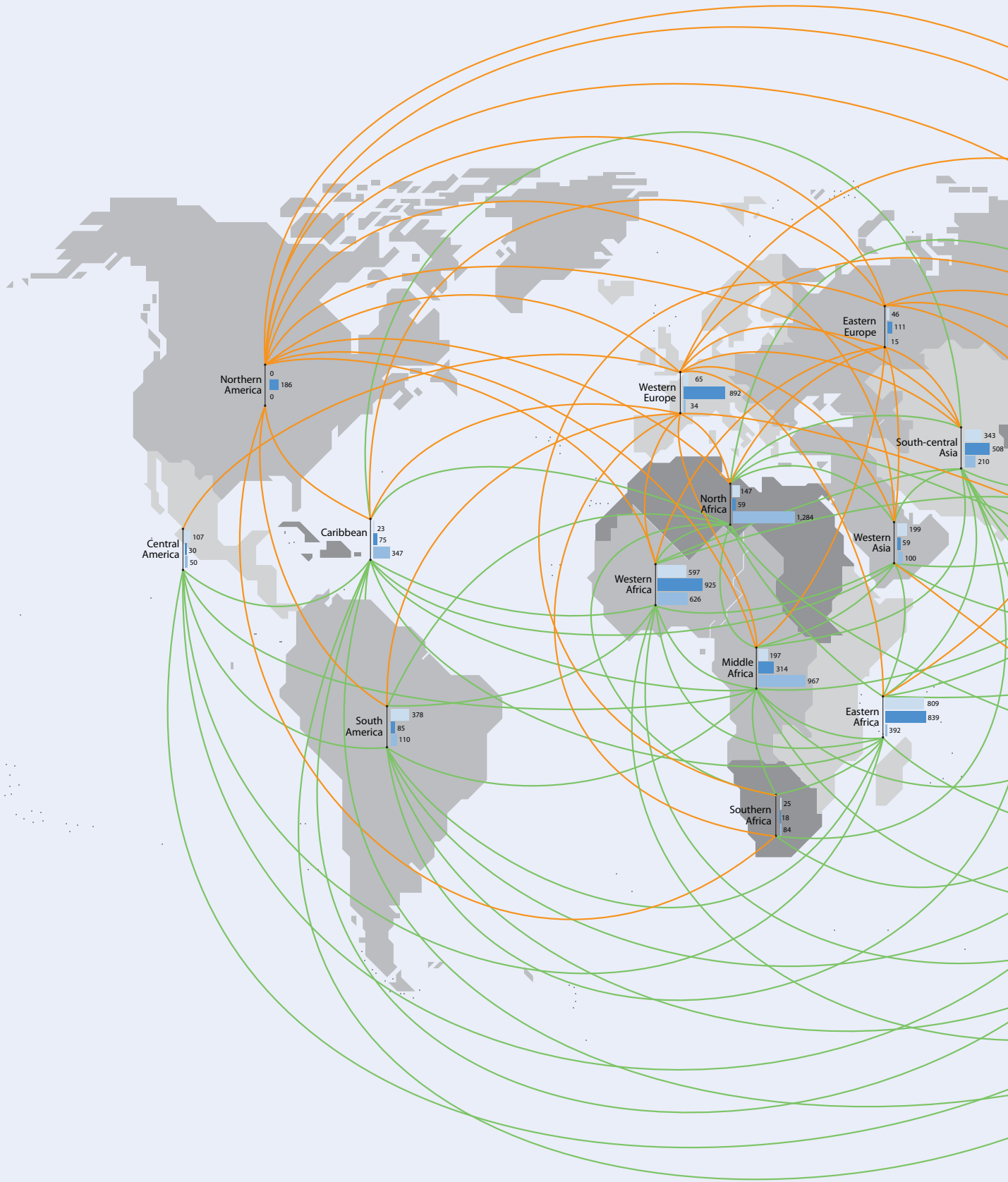
UN Volunteer statistics worldwide - 2010 Annual Report

Countries	National	Sent	Received	Countries	National	Sent	Received
Afghanistan	3	45	123	Dominica	-	1	-
Albania	9	3	20	Dominican Republic	10	2	13
Algeria	4	3	11	Ecuador	39	8	33
Angola	-	7	4	Egypt	17	16	9
Argentina	15	11	-	El Salvador	-	3	-
Armenia	5	4	5	Eritrea	-	50	3
Australia	-	48	-	Estonia	-	2	-
Austria	-	10	-	Ethiopia	229	83	34
Azerbaijan	-	2	2	Fiji	3	8	6
Bangladesh	53	52	17	Finland	-	49	-
Belgium	-	90	-	France	-	116	-
Belize	-	-	1	Gabon	-	-	8
Benin	108	94	9	Gambia	8	17	14
Bhutan	-	31	4	Georgia	-	8	3
Bolivia (Plurinational State of)	100	3	18	Germany	-	49	-
Bosnia and Herzegovina	18	7	9	Ghana	29	128	7
Botswana	-	2	6	Greece	-	8	-
Brazil	58	28	4	Guatemala	29	6	23
Bulgaria	-	5	-	Guinea	3	81	18
Burkina Faso	29	34	13	Guinea-Bissau	4	4	18
Burundi	12	87	113	Guyana	50	2	11
Cambodia	8	10	34	Haiti	11	58	304
Cameroon	18	153	5	Honduras	16	5	13
Canada	-	89	-	Hungary	-	2	-
Cape Verde	7	1	6	India	121	151	1
Central African Republic	4	28	40	Indonesia	66	34	21
Chad	-	30	235	Iran (Islamic Republic of)	-	8	-
Chile	1	1	3	Iraq	-	6	-
China	28	7	13	Ireland	-	55	-
Colombia	73	19	29	Israel	8	1	8
Comoros	14	6	4	Italy	-	214	-
Congo	14	11	16	Jamaica	1	6	-
Cook Islands	-	-	1	Japan	-	83	-
Costa Rica	-	3	1	Jordan	1	11	17
Côte d'Ivoire	20	80	338	Kazakhstan	17	2	4
Croatia	2	6	1	Kenya	148	229	42
Cuba	-	3	2	Kosovo	8	3	55
Cyprus	-	1	1	Kuwait	-	-	1
Czech Republic	-	12	-	Kyrgyzstan	8	4	10
Democratic People's Republic of Korea	-	-	1	Lao People's Democratic Republic	5	4	49
Democratic Republic of the Congo	47	198	770	Lebanon	41	11	8
Denmark	-	10	-	Lesotho	3	3	22
Djibouti	2	2	18	Liberia	34	184	274

National: National UN Volunteers serving within the country or territory. For example, during 2010 there were three Afghan national UN Volunteers engaged within Afghanistan.

Sent: Nationals of the country serving abroad as international UN Volunteers. For example, during 2010 there were 45 Afghan nationals on UNV assignments in other countries and territories.

Received: International UN Volunteers of other nationalities serving in the country or territory. For example, during 2010 there were 123 international UN Volunteers working in Afghanistan.



UN Volunteer statistics worldwide - 2010

Annual Report

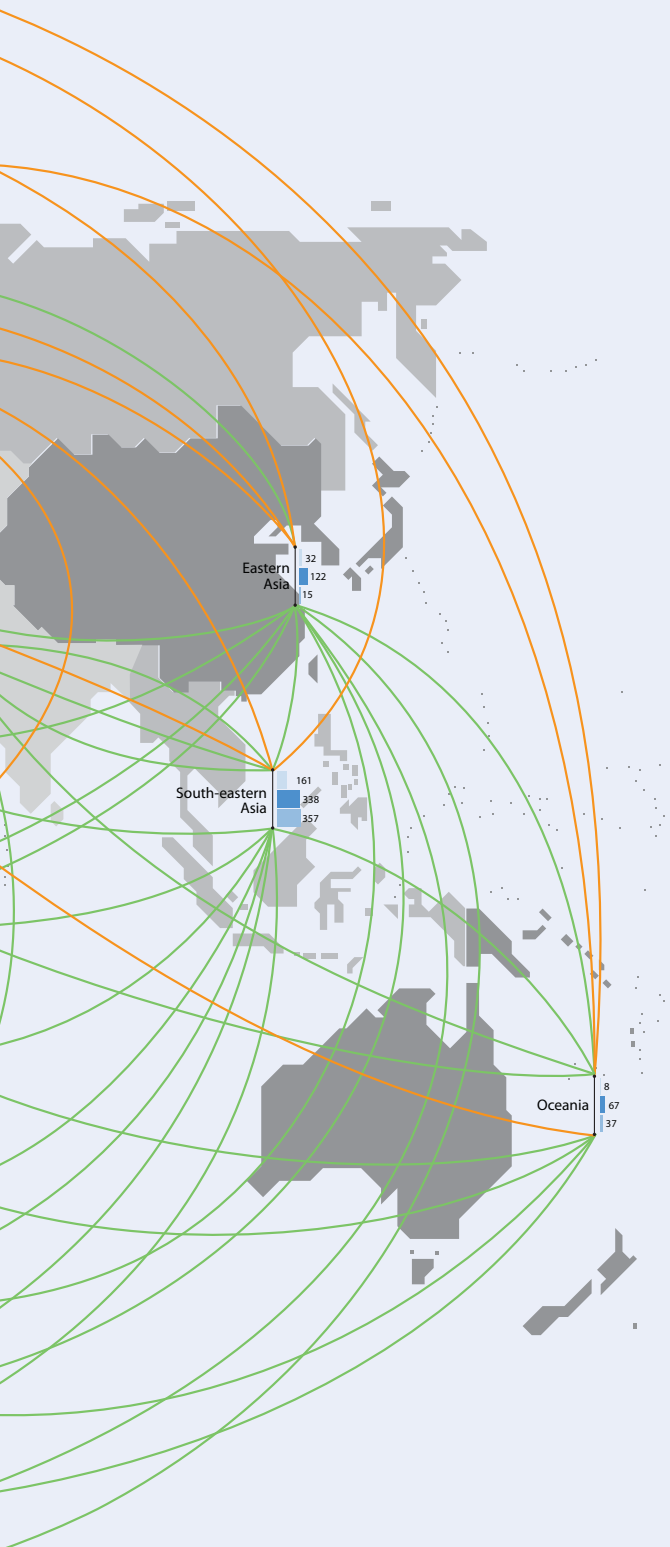
Regions	Regional	Sent	Received
Caribbean	23	75	347
Central America	107	30	50
Eastern Africa	809	839	392
Eastern Asia	32	122	15
Eastern Europe	46	111	15
Middle Africa	197	314	967
North Africa	147	59	1,284
Northern America	-	186	-
Oceania	8	67	37
South America	378	85	110
South-central Asia	343	508	210
South-eastern Asia	161	338	357
Southern Africa	25	18	84
Western Africa	597	925	626
Western Asia	199	59	100
Western Europe	65	892	34
Total	3,137	4,628	4,628

Regional: UN Volunteers from the region serving within the region. For example, during 2010 there were 23 Caribbean UN Volunteers engaged within the Caribbean.

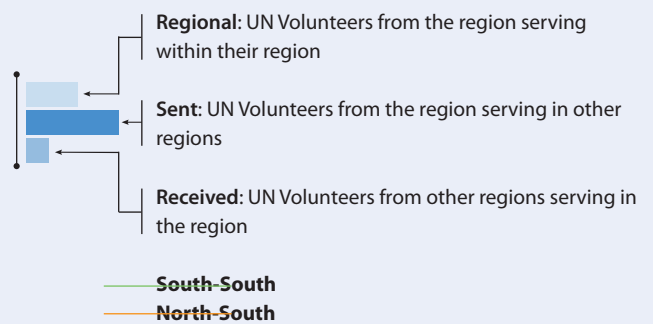
Sent: UN Volunteers from the region serving in other regions. For example, during 2010 there were 75 Caribbean UN Volunteers on assignment in other regions.

Received: UN Volunteers from other regions serving within the region. For example, during 2010 there were 347 UN Volunteers from outside the Caribbean working within the Caribbean.

The terms used are drawn from the United Nations Statistics Division.



Map legend



The lines on the map (left) indicate the movement of UN Volunteers from their home regions to their assignments around the world.

Countries	National	Sent	Received
Libyan Arab Jamahiriya	14	-	2
Lithuania	-	1	-
Luxembourg	-	1	-
Madagascar	9	16	12
Malawi	28	13	82
Malaysia	-	15	5
Maldives	-	-	1
Mali	7	43	12
Mauritania	12	4	16
Mauritius	-	1	4
Mexico	3	15	1
Micronesia (Federated States of)	-	-	1
Mongolia	1	5	4
Montenegro	2	-	1
Morocco	7	13	22
Mozambique	53	8	21
Myanmar	-	18	4
Namibia	21	2	16
Nauru	-	-	2
Nepal	28	119	79
Netherlands	-	23	-
Netherlands Antilles	-	-	1
New Zealand	-	12	-
Nicaragua	53	1	10
Niger	87	79	42
Nigeria	22	94	2
Norway	-	10	-
Occupied Palestinian Territory	27	4	-
Pakistan	13	85	3
Palau	-	-	2
Panama	3	1	4
Papua New Guinea	-	1	6
Peru	21	10	11
Philippines	4	265	14
Poland	-	8	-
Portugal	-	26	-
Republic of Korea	-	31	-
Republic of Moldova	-	2	-
Romania	1	13	-
Russian Federation	5	25	4
Rwanda	21	107	29
Saint Helena	-	1	1
Samoa	2	-	3
Sao Tome and Principe	-	1	3
Senegal	10	39	19
Serbia	-	16	-

Countries	National	Sent	Received
Seychelles	-	1	2
Sierra Leone	4	207	25
Singapore	-	3	-
Slovakia	-	3	-
Solomon Islands	-	-	15
Somalia	-	3	26
South Africa	1	11	36
Spain	-	87	-
Sri Lanka	34	42	14
Sudan	93	34	1,240
Swaziland	-	1	4
Sweden	-	29	-
Switzerland	-	68	-
Syrian Arab Republic	66	6	23
Tajikistan	-	13	1
Thailand	-	6	26
The former Yugoslav Republic of Macedonia	2	6	2
Timor-Leste	-	38	237
Togo	14	35	11
Trinidad and Tobago	-	6	28
Tunisia	-	5	4
Turkey	29	7	3
Turkmenistan	-	2	-
Tuvalu	-	-	1
Uganda	31	180	30
Ukraine	18	23	3
United Kingdom of Great Britain and Northern Ireland	-	66	-
United Republic of Tanzania	53	77	38
United States of America	-	94	-
Uruguay	3	8	3
Uzbekistan	13	6	6
Vanuatu	1	-	2
Venezuela (Bolivarian Republic of)	10	4	6
Viet Nam	21	2	24
Western Sahara	-	-	8
Yemen	18	3	33
Zambia	99	23	22
Zimbabwe	16	46	6
Total	2,541	5,224	5,224

The designations employed and the presentation of material in these lists do not imply the expression of any opinion whatsoever on the part of the Secretariat of the United Nations, UNDP or UNV concerning the legal status of any country, territory, city or area or of its authorities, or concerning the delimitation of its frontiers or boundaries.



UN

Volunteers

inspiration in action

www.unvolunteers.org

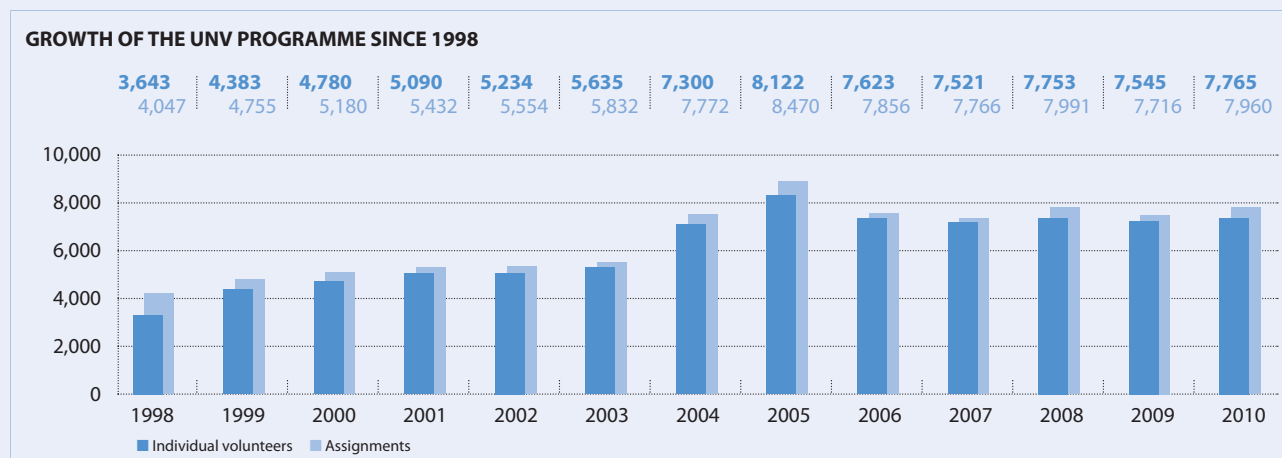
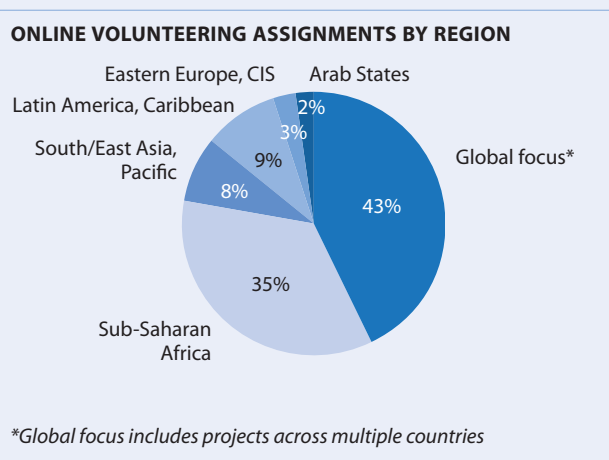
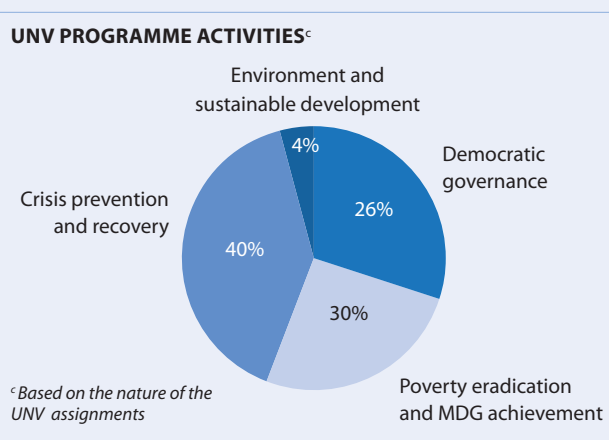
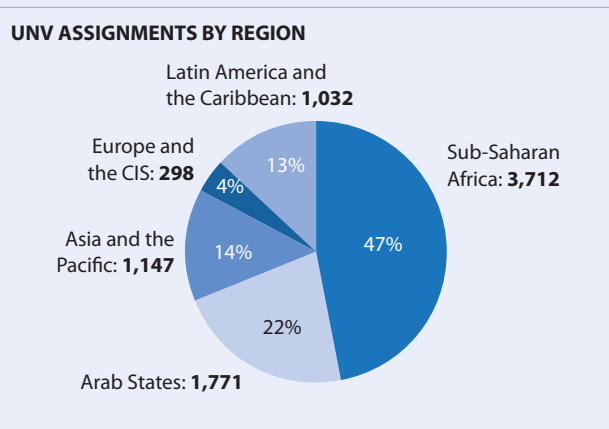
Statistics

Number of UNV assignments	7,960
Number of individual UN Volunteers	7,765
Countries of assignment	132
Countries of origin	158
Origin of UN Volunteers	
From developing countries	6,200 80%
From other countries ^a	1,565 20%
^a High-income OECD, Central and Eastern Europe and the Commonwealth of Independent States (CIS)	
Gender	
Female	2,857 37%
Male	4,908 63%
Types of assignment	
International UNV assignments	5,400 68%
National UNV assignments	2,560 32%

NUMBER OF UNV ASSIGNMENTS WITH MAIN PARTNERS	
United Nations ^b	3,260
UNDP/UNV/Government	2,822
UNHCR	1,049
WFP	241
UNICEF	110
UNFPA	81
OHCHR	63
UNEP	48
UNOPS	32
UN-HABITAT	26
UNAIDS	25
Others	203
Total:	7,960

^bUnited Nations includes DPKO, DPA, DFS, DESA and OCHA

ONLINE VOLUNTEERING SERVICE	
Number of online volunteering assignments	15,109
Number of online volunteers	10,127
Origin of online volunteers	
From developing countries	6,270 62%
From other countries	3,857 38%
Gender	
Female	5,573 55%
Male	4,554 45%
Number of registered organizations	1,530



Contributions to UNV in 2010 (Thousands of US\$)

DONORS COUNTRIES	Special Voluntary Fund	Other Resources*		TOTAL
		Government	Other	
Argentina	-	350.0	-	350.0
Austria	70.0	40.4	-	110.4
Bangladesh	1.0	-	-	1.0
Belgium	459.3	1,667.6	-	2,126.9
Brazil	-	-	277.5	277.5
China	30.0	-	-	30.0
Colombia	10.0	-	-	10.0
Czech Republic	7.7	200.0	-	207.7
Denmark	-	243.3	-	243.3
Finland	-	895.5	-	895.5
France	-	621.1	-	621.1
Germany	2,329.9	471.1	-	2,801.0
Italy	-	612.0	-	612.0
Japan	-	2,220.7	937.3	3,158.0
Luxembourg	-	506.4	-	506.4
Panama	0.5	-	-	0.5
Republic of Korea	-	1,402.0	-	1,402.0
Slovenia	-	16.4	-	16.4
Spain	-	1,831.4	16.8	1,848.2
Sweden	580.6	-	315.8	896.4
Switzerland	739.7	550.0	-	1,289.7
Syrian Arab Republic	4.9	-	-	4.9
Thailand	1.6	-	-	1.6
Turkey	10.0	-	-	10.0
United States of America	-	-	283.3	283.3
Subtotal COUNTRIES	4,245.2	11,627.8	1,830.7	17,703.6

UNITED NATIONS SYSTEM

DESA United Nations Department of Economic and Social Affairs	-	-	89.2	89.2
FAO Food and Agriculture Organization of the United Nations	-	-	163.9	163.9
OCHA United Nations Office for the Coordination of Humanitarian Affairs	-	-	666.3	666.3
OHCHR Office of the United Nations High Commissioner for Human Rights	-	-	876.0	876.0
UNAIDS Joint United Nations Programme on HIV/AIDS	-	-	127.5	127.5
UNCDF United Nations Capital Development Fund	-	-	387.2	387.2
UNDP United Nations Development Programme**	-	-	49,179.8	49,179.8
UNEP United Nations Environment Programme	-	-	492.5	492.5
UNFPA United Nations Population Fund	-	-	1,765.3	1,765.3
UN-HABITAT United Nations Human Settlements Programme	-	-	295.9	295.9
UNHCR Office of the United Nations High Commissioner for Refugees	-	-	21,287.0	21,287.0
UNICEF United Nations Children's Fund	-	-	1,435.3	1,435.3
UNIDO United Nations Industrial Development Organization	-	-	28.8	28.8
UNIFEM United Nations Development Fund for Women	-	-	232.0	232.0
UNITED NATIONS (Memoranda of Understanding)	-	-	122,415.3	122,415.3
UNOPS United Nations Office for Project Services	-	-	280.8	280.8
Various - ONE PLAN FUND	-	-	221.1	221.1
WFP World Food Programme	-	-	6,439.0	6,439.0
WHO World Health Organization	-	-	205.7	205.7
Others	-	-	435.3	435.3
SUBTOTAL UNITED NATIONS SYSTEM	-	-	207,024.0	207,024.0

Contributions to UNV in 2010 (Thousands of US\$)

Donors OTHER CONTRIBUTORS	Special Voluntary Fund	Other Resources*		TOTAL
		Government	Other	
Cisco Systems	–	–	80.0	80.0
ECOWAS	–	–	379.2	379.2
Medicus Mundi	–	–	9.3	9.3
Subtotal OTHER CONTRIBUTORS	–	–	468.5	468.5
Total contributions	4,245.2	11,627.8	209,323.1	225,196.0
OTHER INCOME				
Interest and other income	–	–	909.1	909.1
Reimbursable support services	–	–	11,100.5	11,100.5
Subtotal OTHER INCOME	–	–	12,009.6	12,009.6
Total contributions and other income	4,245.2	11,627.8	221,332.7	237,205.7

Expenditure for Year Ending 31 December 2010 (Thousands of US\$)

	Special Voluntary Fund		Other Resources***	TOTAL
Programme expenditure	5,998.1	–	204,521.7	210,519.8
Programme support	–	–	17,203.0	17,203.0
Management and administration support	–	–	7,372.7	7,372.7
Total expenditure	5,998.1	–	229,097.5	235,095.6

Average Annual Volunteer Costs in 2010 (Thousands of US\$)

	Yearly Living Allowance incl. accommodation		Other Costs****	Total Yearly Average Cost
International UN Volunteers	27.0	–	27.1	54.1
National UN Volunteers	7.0	–	3.0	10.0

* Other resources comprise trust funds, full funding of UNV assignments and cost sharing

** Includes Biennial Support Budget from UNDP

*** Other resources comprise trust funds, full funding of UNV assignments, cost sharing, UNDP, agency and peacekeeping missions

**** Comprises non-recurrent costs relating to assignment travel and settling-in allowance, insurance, provisions for medical and security evacuations, repatriation travel and resettlement allowance