

STATISTICAL AND FINANCIAL INFORMATION FOR 2015

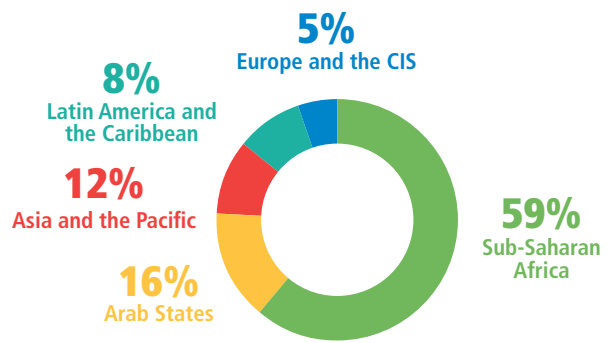


Mohammad Abbas, national UN Volunteer Reception Coordinator for UNHCR in Egypt, assists with the queries of a registered refugee in Cairo. Out of the 120,000 registered applications, he helps to identify the most vulnerable cases in order to best utilize the capacity of services available. (UNHCR, 2015)

STATISTICS

Number of UNV assignments	7,053
Number of individual UN Volunteers	6,796
Countries of assignment	122
Countries of origin	153
Origin of UN Volunteers	
From countries of the South	5,604 82%
From countries of the North	1,192 18%
Gender	
Female	2,905 43%
Male	3,891 57%
Types of assignment	
International UNV assignments	4,669 66%
National UNV assignments	2,384 34%

UNV ASSIGNMENTS BY REGION



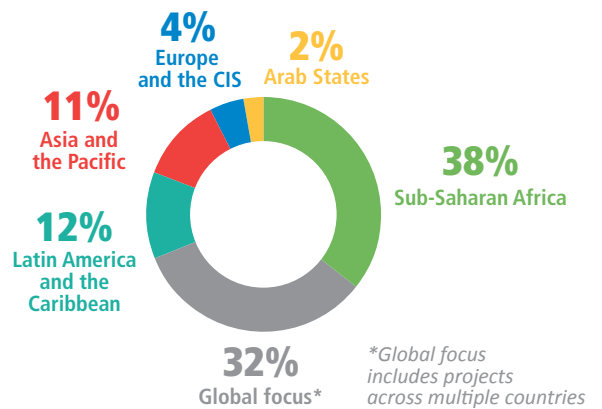
NUMBER OF UNV ASSIGNMENTS WITH MAIN PARTNERS

UNDPKO/UNDPA	2,648
UNDP/UNV	2,186
UNHCR	951
UNFPA	234
UNICEF	226
WFP	157
UN WOMEN	133
UNRWA	111
UNEP	67
OCHA	59
OHCHR	52
UN-Habitat	40
Others	189
Total:	7,053

ONLINE VOLUNTEERING SERVICE

Number of online volunteering assignments	19,423
Number of UN Online Volunteers	11,554
Origin of UN Online Volunteers	
From countries of the South	6,701 58%
From countries of the North	4,853 42%
Gender	
Female	6,765 59%
Male	4,789 41%
Number of registered organizations	2,709

ONLINE VOLUNTEERING ASSIGNMENTS BY REGION



TREND IN THE NUMBER OF UN VOLUNTEERS SINCE 1998



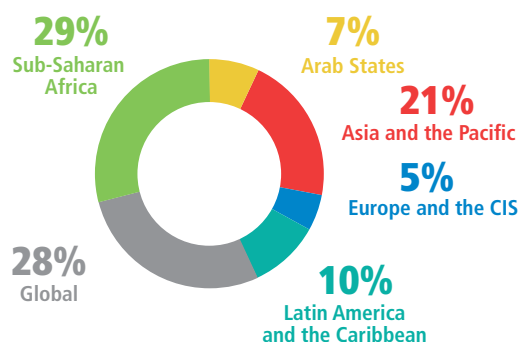
UNV Financial Volume

TOTAL FINANCIAL VOLUME – ALL SOURCES OF FUNDS (Thousands of US \$)

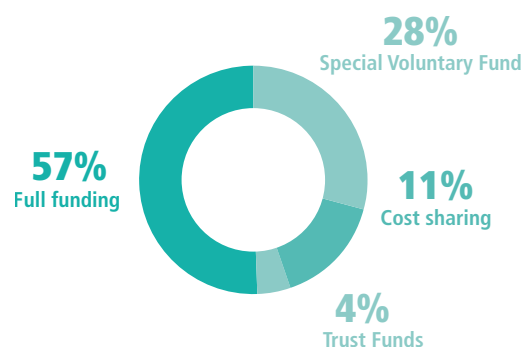
	Institutional resources	UNV resources*	United Nations entities	TOTAL
TOTAL FINANCIAL VOLUME	15,909	18,749	166,559	201,217

*UNV resources comprise the Special Voluntary Fund, cost sharing, trust funds and full funding of UNV assignments.

UNV RESOURCES – BY REGION



UNV RESOURCES – BY SOURCE OF FUND



FINANCIAL VOLUME – UNITED NATIONS ENTITIES (Thousands of US \$)

UNITED NATIONS ENTITIES	Total	% of Total
UNDFS/DPKO/DPA United Nations Department of Field Support/Department for Peacekeeping Operations/Department of Political Affairs	98,381	59%
UNDP United Nations Development Programme	26,624	16%
UNHCR United Nations High Commissioner for Refugees	21,491	13%
WFP World Food Programme	4,818	3%
UNFPA United Nations Population Fund	4,783	3%
UNICEF United Nations Children's Fund	2,844	2%
UN WOMEN United Nations Entity for Gender Equality and the Empowerment of Women	1,279	1%
OCHA Office for the Coordination of Humanitarian Affairs	1,246	1%
OHCHR Office of the High Commissioner for Human Rights	979	1%
UNEP United Nations Environment Programme	806	0%
WHO World Health Organization	769	0%
UNRWA United Nations Relief and Works Agency for Palestine Refugees in the Near East	713	0%
UN-Habitat United Nations Centre for Human Settlement	425	0%
UNOPS United Nations Office for Project Services	424	0%
UNOV United Nations Office in Vienna	310	0%
FAO Food and Agriculture Organization	221	0%
United Nations	116	0%
IFAD International Fund for Agriculture	101	0%
IOM International Organization for Migration	50	0%
UNAIDS Joint United Nations Programme on HIV/AIDS	28	0%
Other	154	0%
TOTAL	166,559	100%

Contributions to UNV

PROGRAMME RESOURCES RECEIVED FROM PARTNER COUNTRIES (Thousands of US \$)

PARTNER COUNTRIES	Special Voluntary Fund	Other Resources	Total	% of Total
Germany	2,008	3,123	5,130	39%
Switzerland	845	1,081	1,926	15%
Republic of Korea		1,850	1,850	14%
Japan		1,150	1,150	9%
Sweden	688		688	5%
France		610	610	5%
Ireland	54	481	535	4%
Norway		435	435	3%
Luxembourg		409	409	3%
Czech Republic	12	188	200	2%
China	30		30	0%
India	30		30	0%
Bahrain	18		18	0%
Israel	15		15	0%
Bangladesh	2		2	0%
Thailand	1		1	0%
Lao People's Democratic Republic	1		1	0%
TOTAL	3,704	9,328	13,033	100%

OTHER PROGRAMME RESOURCES RECEIVED (Thousands of US \$)

OTHER CONTRIBUTORS	Other Resources	Total	% of Total
Economic Community Of West African States	394	394	53%
Agency for Volunteer Service (funded by the Government of the Hong Kong Special Administrative Region)	200	200	27%
Kwansei Gakuin University, Japan	83	83	11%
One UN Plan Fund	65	65	9%
TOTAL	742	742	100%

www.unv.org

UNV is administered by the United Nations
Development Programme (UNDP)



Empowered lives.
Resilient nations.

United Nations Volunteers

UN Volunteer statistics by country

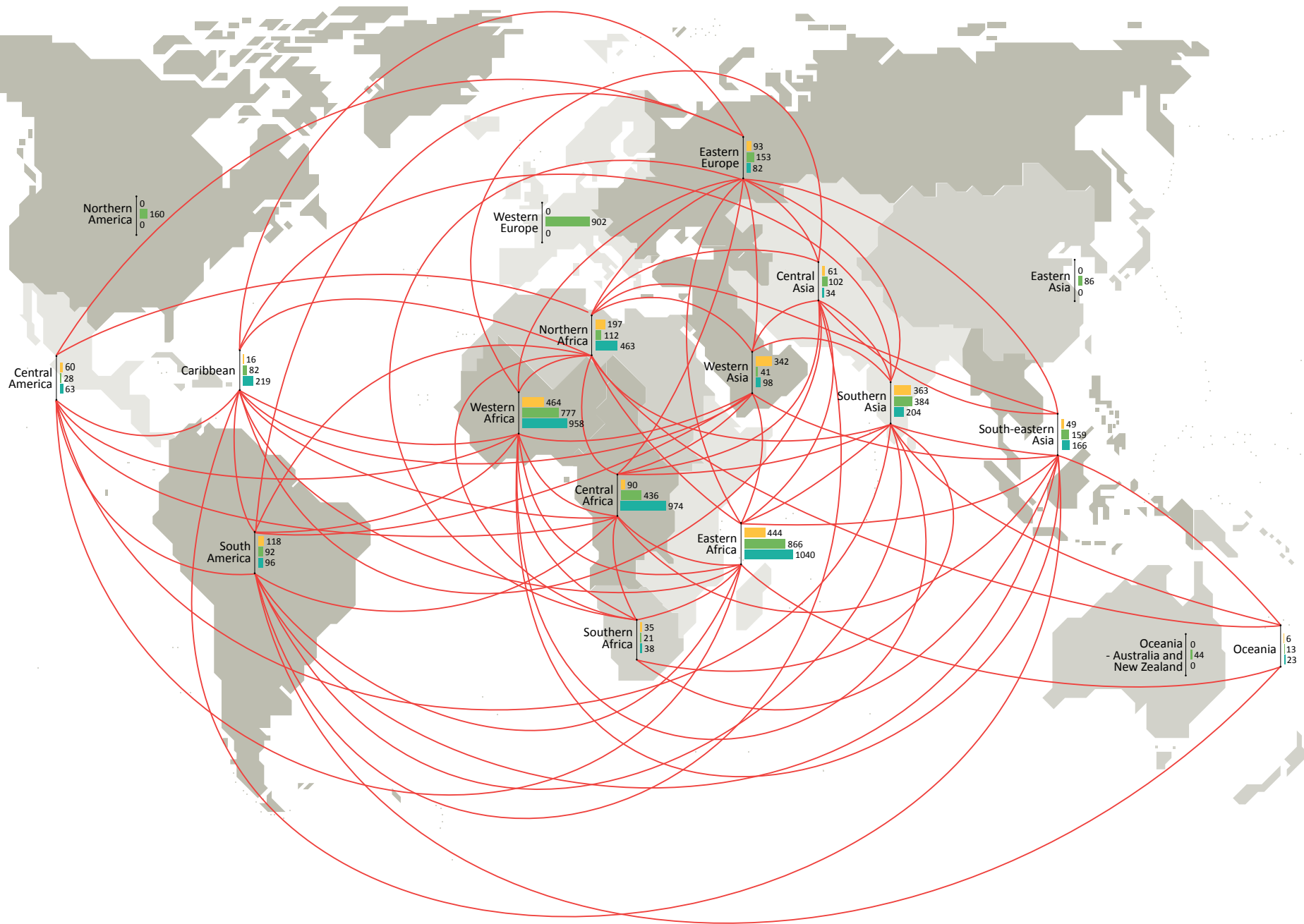
Countries	National	Sent	Received	Countries	National	Sent	Received
Afghanistan	-	9	114	Dominican Republic	4	3	5
Albania	-	7	2	Ecuador	24	3	19
Algeria	5	5	6	Egypt	109	13	45
Andorra	-	1	-	El Salvador	4	1	9
Angola	-	1	5	Eritrea	-	30	4
Argentina	-	9	1	Estonia	-	2	-
Armenia	6	-	1	Ethiopia	30	96	42
Australia	-	37	-	Fiji	5	13	9
Austria	-	9	-	Finland	-	49	-
Azerbaijan	-	1	-	France	-	182	-
Bangladesh	23	47	28	Gabon	-	-	3
Barbados	1	1	-	Gambia	7	18	12
Belarus	-	4	-	Georgia	-	6	4
Belgium	-	68	-	Germany	-	72	-
Benin	69	59	5	Ghana	7	84	17
Bhutan	-	31	1	Greece	-	15	-
Bolivia (Plurinational State of)	39	2	11	Guatemala	6	4	20
Bosnia and Herzegovina	36	4	13	Guinea	11	38	43
Botswana	-	4	2	Guinea-Bissau	9	4	32
Brazil	7	41	3	Guyana	1	-	-
Bulgaria	-	8	-	Haiti	7	64	181
Burkina Faso	78	42	29	Honduras	25	1	18
Burundi	12	80	58	Hungary	-	11	-
Cambodia	3	-	26	India	98	85	8
Cameroon	68	160	24	Indonesia	10	23	14
Canada	-	81	-	Iran (Islamic Republic Of)	8	5	1
Cabo Verde	2	2	8	Iraq	28	1	22
Central African Republic	1	16	220	Ireland	-	46	-
Chad	9	71	67	Italy	-	115	-
Chile	1	5	-	Jamaica	1	4	2
China	29	14	1	Japan	-	85	-
Colombia	16	21	33	Jordan	12	13	27
Comoros	-	3	7	Kazakhstan	6	3	2
Congo	2	11	17	Kenya	187	181	53
Cook Islands	-	-	1	Kosovo (as per UN Security Council Resolution 1244)	18	5	48
Costa Rica	-	4	-	Kyrgyzstan	4	8	8
Cote d'Ivoire	8	104	199	Lao People's Democratic Republic	-	1	19
Croatia	-	9	-	Latvia	-	1	-
Cuba	-	6	1	Lebanon	155	6	8
Czech Republic	-	21	-	Lesotho	21	-	8
Democratic Republic of the Congo	10	177	635	Liberia	44	102	269
Democratic People's Republic of Korea	-	-	1	Libya	-	-	4
Denmark	-	7	-	Lithuania	-	3	-
Djibouti	2	-	9	Luxembourg	-	2	-

National: UN Volunteers serving within the country or territory. For example, during 2015 there were no Afghan national UN Volunteers engaged within Afghanistan.

Sent: UN Volunteers of the country serving abroad as international UN Volunteers. For example, during 2015 there were 9 Afghan nationals on UNV assignments in other countries and territories.

Received: UN Volunteers of other nationalities serving in the country or territory. For example, during 2015 there were 114 international UN Volunteers working in Afghanistan.

UN VOLUNTEERS PROMOTING SOUTH-SOUTH DEVELOPMENT



UN Volunteer statistics by region

Regions	Regional	Sent	Received
Caribbean	16	82	219
Central Africa	90	436	974
Central America	60	28	63
Central Asia	61	102	34
Eastern Africa	444	866	1040
Eastern Asia	-	86	-
Eastern Europe	93	153	82
Northern Africa	197	112	463
Northern America	-	160	-
Oceania	6	13	23
Oceania - Australia and New Zealand	-	44	-
South America	118	92	96
South-eastern Asia	49	159	166
Southern Africa	35	21	38
Southern Asia	363	384	204
Western Africa	464	777	958
Western Asia	342	41	98
Western Europe	-	902	-
Total	2,338	4,458	4,458

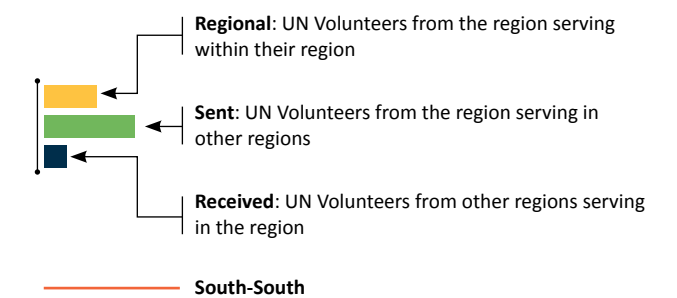
Regional: UN Volunteers from the region serving within the region. For example, during 2015 there were 16 Caribbean UN Volunteers engaged within the Caribbean.

Sent: UN Volunteers from the region serving in other regions. For example, during 2015 there were 82 Caribbean UN Volunteers on assignment in other regions.

Received: UN Volunteers from other regions serving within the region. For example, during 2015 there were 219 UN Volunteers from outside the Caribbean working within the Caribbean.

The terms used are drawn from the United Nations Statistics Division.

Map legend



The lines on the map (left) indicate the movement of international UN Volunteers from their home regions to their assignments around the world. Close to 82 per cent of UN Volunteers come from the South and most also serve in the South.

Countries	National	Sent	Received	Countries	National	Sent	Received
Madagascar	57	16	39	Somalia	13	2	54
Malawi	9	23	27	South Africa	4	14	24
Malaysia	-	9	3	South Sudan	20	15	608
Maldives	-	-	2	Spain	-	126	-
Mali	31	20	208	Sri Lanka	39	36	7
Mauritania	34	4	12	State of Palestine	74	2	16
Mauritius	-	2	3	Sudan	46	78	371
Mexico	8	16	6	Sweden	-	14	-
Mongolia	-	2	8	Switzerland	-	59	-
Montenegro	6	1	1	Syrian Arab Republic	-	8	-
Morocco	21	7	13	Tajikistan	4	11	7
Mozambique	31	6	24	Thailand	4	-	31
Myanmar	1	6	24	The former Yugoslav Republic of Macedonia	-	2	-
Namibia	10	3	4	Timor Leste	-	16	22
Nauru	-	-	1	Togo	21	38	5
Nepal	160	91	28	Tonga	-	-	1
Netherlands	-	30	-	Trinidad and Tobago	3	4	29
Netherlands Antilles	-	-	1	Tunisia	16	9	14
New Zealand	-	7	-	Turkey	62	5	18
Nicaragua	17	2	10	Turkmenistan	-	1	-
Niger	104	48	35	Uganda	23	194	29
Nigeria	3	63	2	Ukraine	18	16	8
Norway	-	23	-	United Kingdom	-	55	-
Pakistan	35	80	15	United Republic of Tanzania	17	43	33
Panama	1	-	13	United States	-	79	-
Paraguay	-	-	1	Uruguay	-	3	-
Peru	29	5	13	Uzbekistan	18	9	7
Philippines	11	101	9	Venezuela	-	3	2
Poland	-	10	-	Viet Nam	20	2	18
Portugal	-	23	-	Western Sahara	-	-	14
Republic of Korea	-	55	-	Yemen	5	5	2
Republic of Moldova	-	2	2	Zambia	13	16	19
Romania	-	19	-	Zimbabwe	14	62	6
Russian Federation	1	16	1	Total	2,338	4,458	4,458
Rwanda	16	97	25				
Samoa	1	-	9				
Sao Tome and Principe	-	-	3				
Senegal	16	44	37				
Serbia	14	10	3				
Sierra Leone	20	107	45				
Singapore	-	1	-				
Slovenia	-	1	-				
Slovakia	-	1	-				
Solomon Islands	-	-	2				

The designations employed and the presentation of material in these lists do not imply the expression of any opinion whatsoever on the part of the Secretariat of the United Nations, UNDP or UNV concerning the legal status of any country, territory, city or area or of its authorities, or concerning the delimitation of its frontiers or boundaries.