



UN

Volunteers

inspiration in action

STATISTICAL AND FINANCIAL INFORMATION FOR 2012



*UN Volunteers taking part in a training session, together with other development practitioners in Lesotho. This photo reflects the rich diversity of UN Volunteers.
(Sonam Wangyal/UNV, 2013)*

STATISTICS

Number of UNV assignments	6,912	
Number of individual UN Volunteers	6,807	
Countries of assignment	127	
Countries of origin	159	
Origin of UN Volunteers		
From developing countries	5,523	81%
From other countries ^a	1,284	19%
^a High-income OECD, Central and Eastern Europe and the Commonwealth of Independent States (CIS)		
Gender		
Female	2,662	39%
Male	4,145	61%
Types of assignment		
International UNV assignments	5,006	72%
National UNV assignments	1,906	28%

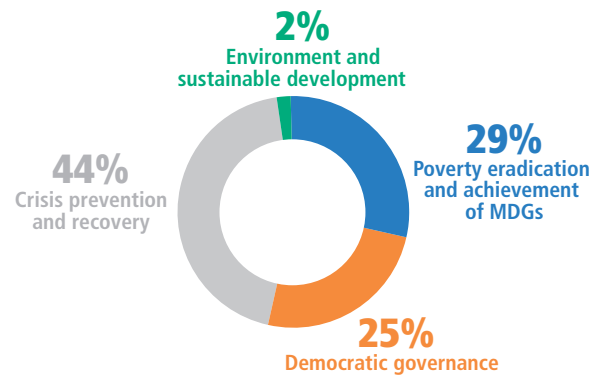
NUMBER OF UNV ASSIGNMENTS WITH MAIN PARTNERS

UNDPKO/UNDPA	2,968
UNDP/UNV	2,088
UNHCR	985
WFP	175
UNFPA	126
UNICEF	114
UN-HABITAT	98
UN WOMEN	65
OHCHR	61
UNOCHA	42
Others	190
Total: 6,912	

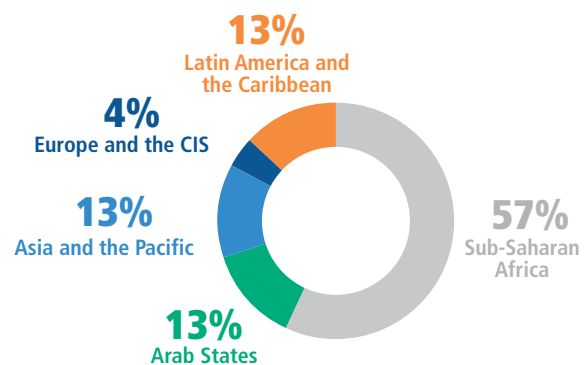
ONLINE VOLUNTEERING SERVICE

Number of online volunteering assignments	16,196	
Number of online volunteers	11,037	
Origin of online volunteers		
From developing countries	6,882	62%
From other countries	4,155	38%
Gender		
Female	6,488	59%
Male	4,549	41%
Number of registered organizations	1,928	

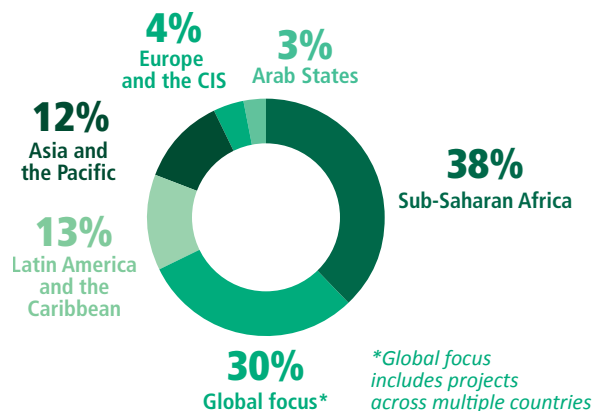
UNV ASSIGNMENTS BY UNDP PRACTICE AREA



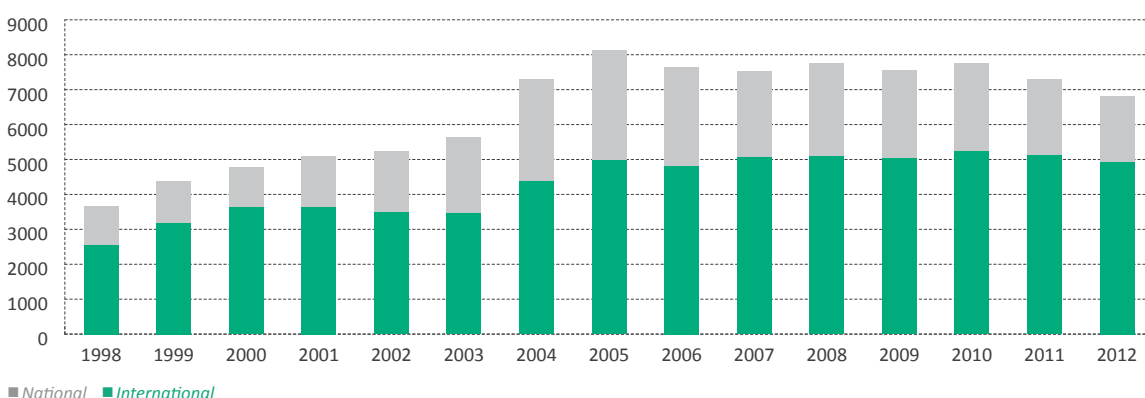
UNV ASSIGNMENTS BY REGION



ONLINE VOLUNTEERING ASSIGNMENTS BY REGION

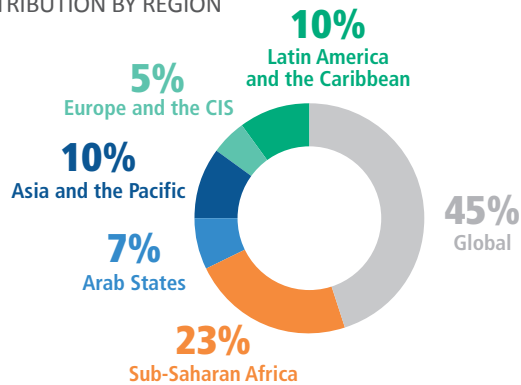


TREND IN THE NUMBER OF UN VOLUNTEERS SINCE 1998

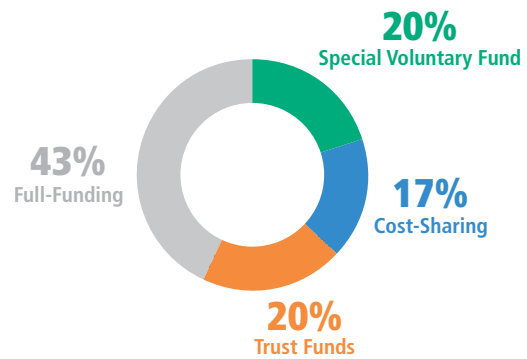


UNV programme expenditure in 2012 - Total: US \$19.9 million

DISTRIBUTION BY REGION



DISTRIBUTION BY SOURCE OF FUND



Contributions to UNV in 2012 (Thousands of US\$)

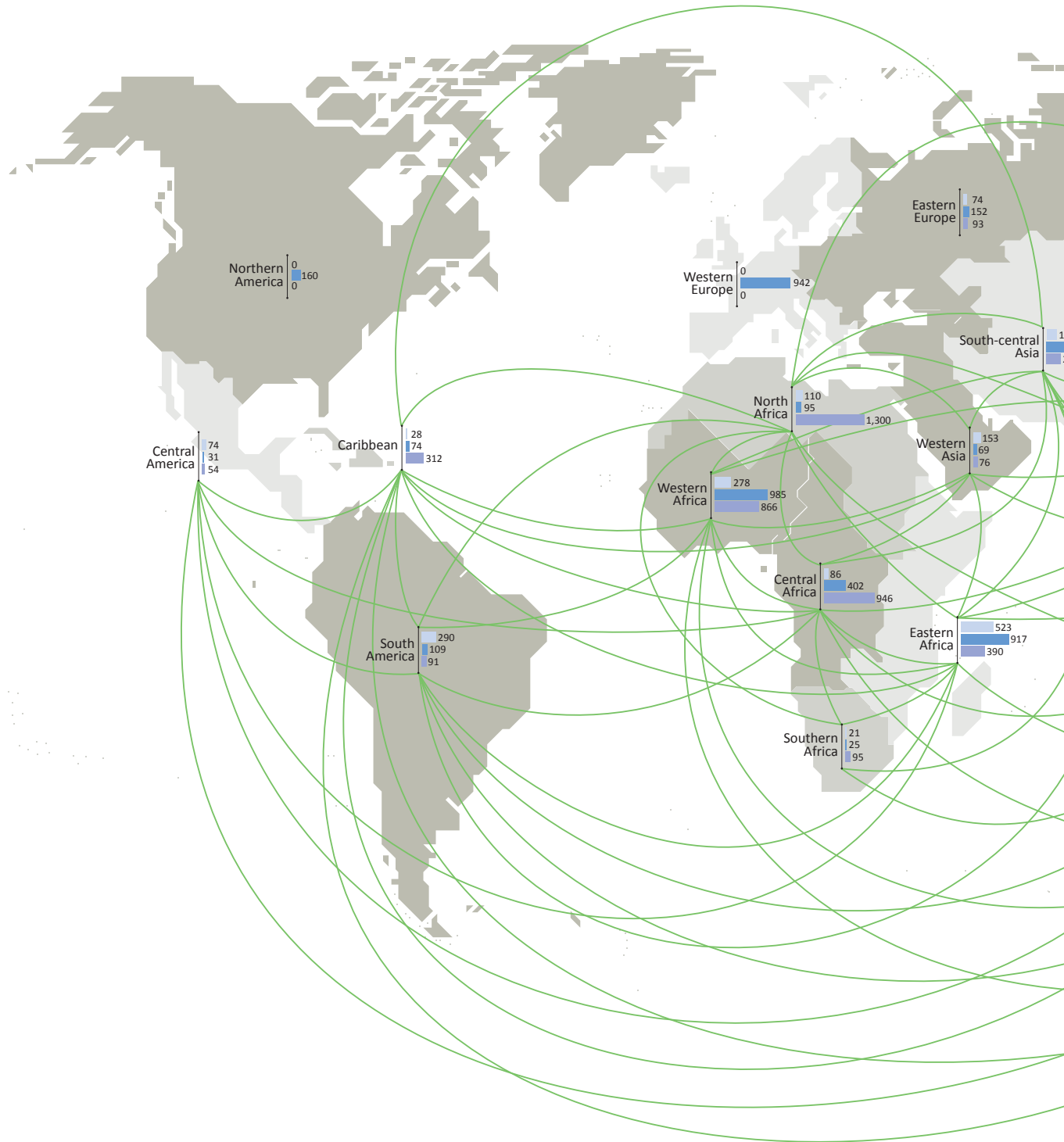
PROGRAMME RESOURCES RECEIVED FROM PARTNER COUNTRIES (Thousands of US\$)

PARTNER COUNTRIES	Special Voluntary Fund	Other Resources	Total	% of Total
Germany	2,303.6	3,390.8	5,694.4	28%
Japan	-	2,375.6	2,375.6	12%
Finland	-	1,752.5	1,752.5	9%
France	-	1,729.7	1,729.7	9%
Switzerland	872.5	633.7	1,506.2	7%
Spain	-	1,368.6	1,368.6	7%
Republic of Korea	-	1,300.0	1,300.0	6%
Belgium	-	1,244.4	1,244.4	6%
Luxembourg	-	796.4	796.4	4%
Sweden	555.4	162.0	717.4	4%
Ireland	126.0	440.9	566.9	3%
Argentina	-	343.7	343.7	2%
Denmark	-	300.0	300.0	1%
Czech Republic	24.4	219.4	243.8	1%
United States of America	100.0	-	100.0	0%
China	30.0	-	30.0	0%
Brazil	-	20.1	20.1	0%
Micronesia (Federated States of)	-	20.0	20.0	0%
India	15.0	-	15.0	0%
Norway	-	11.8	11.8	0%
Israel	10.0	-	10.0	0%
Bangladesh	2.0	-	2.0	0%
Cyprus	1.9	-	1.9	0%
Thailand	1.6	-	1.6	0%
Afghanistan	1.0	-	1.0	0%
Panama	0.5	-	0.5	0%
TOTAL	4,043.8	16,109.5	20,153.4	100%

OTHER PROGRAMME RESOURCES RECEIVED (Thousands of US\$)

OTHER CONTRIBUTORS	Special Voluntary Fund	Other Resources	Total	% of Total
Economic Community Of West African States	-	2,224.9	2,224.9	67%
Asan Nanum Foundation, Republic of Korea	-	422.4	422.4	13%
Cisco Systems, Inc.	-	160.0	160.0	5%
UNTFHS United Nations Trust Fund for Human Security	-	158.4	158.4	5%
Universidad Autonoma de Madrid, Spain	-	116.1	116.1	4%
One UN Plan Fund	-	107.3	107.3	3%
Foundation for International Dialogue of the Sparkasse in Bonn, Germany	-	78.7	78.7	2%
European Commission	-	25.2	25.2	1%
TOTAL	-	3,292.9	3,292.9	100%

UN VOLUNTEERS PROMOTING SOUTH-SOUTH DEVELOPMENT



UN Volunteer statistics worldwide - 2012

Annual Report

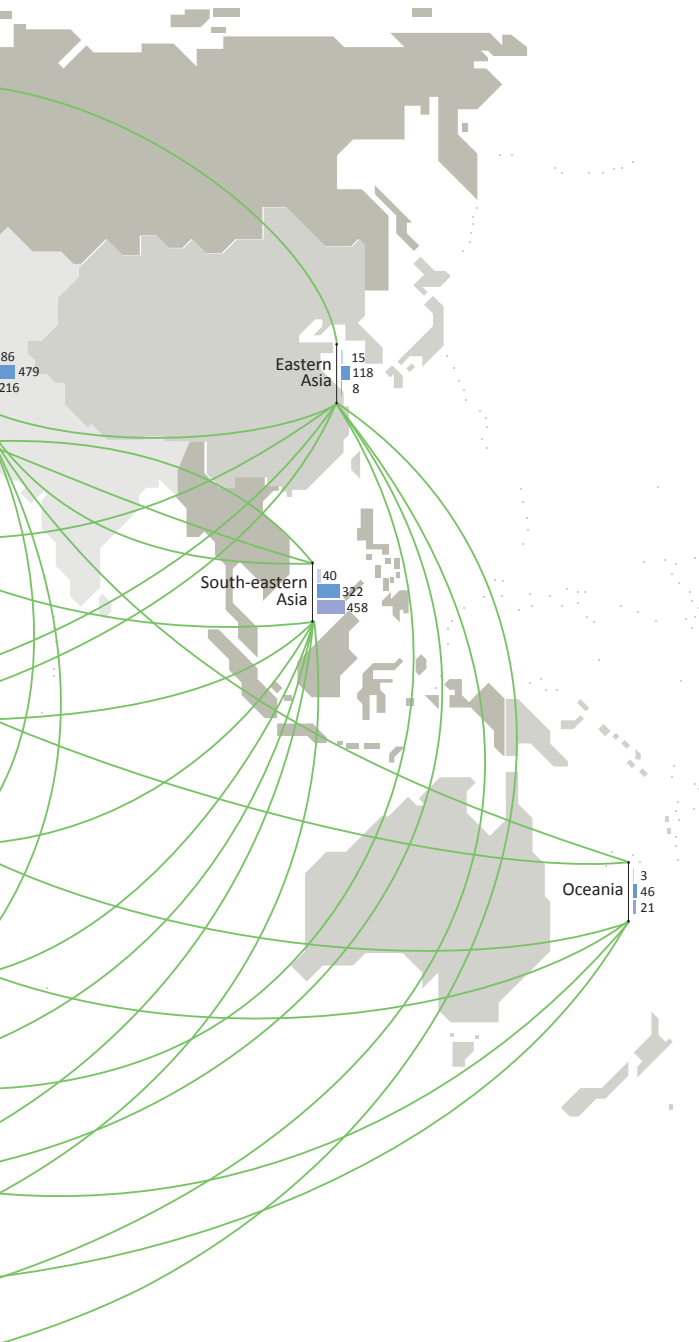
Regions	Regional	Sent	Received
Caribbean	28	74	312
Central Africa	86	402	946
Central America	74	31	54
Eastern Africa	523	917	390
Eastern Asia	15	118	8
Eastern Europe	74	152	93
North Africa	110	95	1300
Northern America	-	160	-
Oceania	3	46	21
South America	290	109	91
South-central Asia	186	479	216
South-eastern Asia	40	322	458
Southern Africa	21	25	95
Western Africa	278	985	866
Western Asia	153	69	76
Western Europe	-	942	-
Total	1,881	4,926	4,926

Regional: UN Volunteers from the region serving within the region. For example, during 2012 there were 28 Caribbean UN Volunteers engaged within the Caribbean.

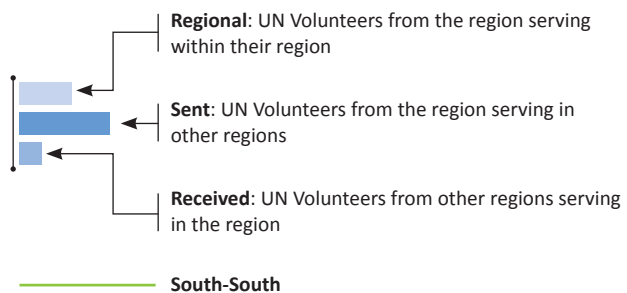
Sent: UN Volunteers from the region serving in other regions. For example, during 2012 there were 74 Caribbean UN Volunteers on assignment in other regions.

Received: UN Volunteers from other regions serving within the region. For example, during 2012 there were 312 UN Volunteers from outside the Caribbean working within the Caribbean.

The terms used are drawn from the United Nations Statistics Division.



Map legend



The lines on the map (left) indicate the movement of international UN Volunteers from their home regions to their assignments around the world. Close to 81 percent of UN Volunteers come from the South and most also serve in the South.

United Nations Volunteers

UN Volunteer statistics worldwide - 2012 Annual Report

Countries	National	Sent	Received	Countries	National	Sent	Received
Afghanistan	-	28	111	Ecuador	39	5	21
Albania	8	6	6	Egypt	27	12	20
Algeria	3	1	7	El Salvador	3	5	5
Angola	-	4	9	Eritrea	-	47	1
Argentina	7	7	1	Estonia	-	1	-
Armenia	4	2	4	Ethiopia	182	97	24
Australia	-	28	-	Fiji	2	10	4
Austria	-	7	-	Finland	-	60	-
Azerbaijan	-	2	2	France	-	124	-
Bangladesh	35	41	19	Gabon	-	1	4
Barbados	1	1	-	Gambia	9	17	9
Belarus	-	3	-	Georgia	-	7	2
Belgium	-	107	-	Germany	-	47	-
Benin	26	73	8	Ghana	22	101	10
Bhutan	-	32	-	Greece	-	8	-
Bolivia (Plurinational State of)	48	8	15	Guatemala	6	1	18
Bosnia and Herzegovina	30	7	12	Guinea	3	67	19
Botswana	1	2	6	Guinea-Bissau	11	5	31
Brazil	90	37	9	Guyana	-	1	2
Bulgaria	-	4	-	Haiti	18	61	284
Burkina Faso	43	45	18	Honduras	24	6	13
Burundi	12	81	42	Hungary	-	4	-
Cambodia	3	6	40	Iceland	-	1	-
Cameroon	25	123	19	India	77	118	6
Canada	-	77	-	Indonesia	10	38	13
Cape Verde	6	3	7	Iran (Islamic Republic of)	-	5	-
Central African Republic	2	20	30	Iraq	-	5	4
Chad	7	50	89	Ireland	-	54	-
Chile	1	4	2	Italy	-	144	-
China	13	5	4	Jamaica	1	3	-
Colombia	64	27	26	Japan	-	82	-
Comoros	3	3	3	Jordan	4	12	19
Congo	17	7	23	Kazakhstan	15	3	3
Costa Rica	-	3	-	Kenya	145	217	38
Côte d'Ivoire	20	81	311	Kosovo	11	3	59
Croatia	-	5	1	Kyrgyzstan	16	2	11
Cuba	-	2	-	Lao People's Democratic Rep	-	-	30
Cyprus	-	1	1	Latvia	-	2	-
Czech Republic	-	19	-	Lebanon	37	13	9
Democratic People's Republic of Korea	-	-	1	Lesotho	1	3	18
Democratic Republic of the Congo	35	196	771	Liberia	6	170	312
Denmark	-	19	-	Libya	3	-	1
Djibouti	5	5	16	Lithuania	-	2	-
Dominican Republic	8	1	18	Luxembourg	-	2	-

National: UN Volunteers serving within the country or territory. For example, during 2012 there were eight Albanian national UN Volunteers engaged within Albania.

Sent: UN Volunteers of the country serving abroad as international UN Volunteers. For example, during 2012 there were six Albanian nationals on UNV assignments in other countries and territories.

Received: UN Volunteers of other nationalities serving in the country or territory. For example, during 2012 there were six international UN Volunteers working in Albania.

Countries	National	Sent	Received	Countries	National	Sent	Received
Madagascar	17	18	8	Singapore	-	3	-
Malawi	12	15	81	Slovenia	-	2	-
Malaysia	-	4	2	Solomon Islands	-	-	8
Maldives	-	-	2	Somalia	-	3	30
Mali	8	37	12	South Africa	-	15	60
Mauritania	19	2	15	South Sudan	46	4	668
Mauritius	-	1	4	Spain	-	112	-
Mexico	4	15	2	Sri Lanka	21	35	9
Micronesia (Federated States of)	-	-	1	State of Palestine	22	6	10
Mongolia	2	1	3	Sudan	26	62	557
Montenegro	8	1	-	Suriname	-	-	1
Morocco	4	11	17	Swaziland	-	-	3
Mozambique	34	12	17	Sweden	-	26	-
Myanmar	-	21	2	Switzerland	-	65	-
Namibia	19	4	8	Syrian Arab Republic	3	10	6
Nepal	6	115	34	Tajikistan	-	11	6
Netherlands	-	24	-	Thailand	-	4	23
New Zealand	-	7	-	The former Yugoslav Republic of Macedonia	-	2	1
Nicaragua	35	1	12	Timor-Leste	8	31	319
Niger	70	57	43	Togo	20	34	9
Nigeria	2	92	1	Trinidad and Tobago	-	6	10
Norway	-	12	-	Tunisia	1	5	5
Pakistan	12	83	8	Turkey	47	6	4
Palau	-	-	1	Turkmenistan	-	1	3
Panama	2	-	4	Uganda	40	196	42
Papua New Guinea	-	1	2	Ukraine	14	32	12
Paraguay	-	1	-	United Arab Emirates	-	-	1
Peru	18	9	12	United Kingdom of Great Britain and Northern Ireland	-	67	-
Philippines	6	215	3	United Republic of Tanzania	18	70	35
Poland	-	9	-	United States of America	-	83	-
Portugal	-	54	-	Uruguay	-	6	-
Republic of Korea	-	30	-	Uzbekistan	4	5	6
Romania	1	14	-	Vanuatu	-	-	2
Russian Federation	2	32	2	Venezuela (Bolivarian Republic of)	23	4	2
Rwanda	20	79	27	Viet Nam	13	-	24
Saint Helena	-	1	-	Western Sahara	-	-	25
Samoa	1	-	3	Yemen	36	5	14
Sao Tome and Principe	-	1	1	Zambia	25	17	11
Senegal	9	40	35	Zimbabwe	10	55	9
Serbia	-	14	-	Total	1,881	4,926	4,926
Seychelles	-	1	2				
Sierra Leone	4	160	26				

The designations employed and the presentation of material in these lists do not imply the expression of any opinion whatsoever on the part of the Secretariat of the United Nations, UNDP or UNV concerning the legal status of any country, territory, city or area or of its authorities, or concerning the delimitation of its frontiers or boundaries.

Contributions to UNV in 2012 (Thousands of US\$)

PROGRAMME EXPENDITURE ON UN VOLUNTEERS BY UN ENTITIES (Thousands of US\$)

UNITED NATIONS ENTITIES	Total	% of Total
UNITED NATIONS DEPARTMENT FOR PEACEKEEPING OPERATIONS / DEPARTMENT OF FIELD SUPPORT	115,815.8	65%
UN HIGH COMMISSIONER FOR REFUGEES	20,954.5	16%
UNITED NATIONS DEVELOPMENT PROGRAMME	27,712.3	12%
WORLD FOOD PROGRAMME	3,897.8	2%
UNITED NATIONS POPULATION FUND	2,331.0	1%
UNITED NATIONS CHILDREN'S FUND	1,628.4	1%
OFFICE OF THE HIGH COMMISSIONER FOR HUMAN RIGHTS	982.5	1%
OFFICE FOR THE COORDINATION OF HUMANITARIAN AFFAIRS	860.2	0%
UN CENTRE FOR HUMAN SETTLEMENT	702.2	0%
UN WOMEN	643.8	0%
UNITED NATIONS ENVIRONMENT PROGRAMME	354.1	0%
UNITED NATIONS CAPITAL DEVELOPMENT FUND	210.6	0%
UNITED NATIONS OFFICE FOR PROJECT SERVICES	178.0	0%
FOOD AND AGRICULTURE ORGANIZATION	141.3	0%
WORLD HEALTH ORGANIZATION	140.9	0%
UN Office in Vienna	133.3	0%
UNAIDS	60.9	0%
UN Office in Geneva	57.7	0%
INTERNATIONAL TRADE CENTRE	48.8	0%
INTERNATIONAL ORGANIZATION FOR MIGRATION	25.1	0%
UN INDUSTRIAL DEVELOPMENT ORGANIZATION	18.8	0%
UNITED NATIONS UNIVERSITY	16.1	0%
UNITED NATIONS EDUCATIONAL, SCIENTIFIC AND CULTURAL ORGANIZATION	12.4	0%
INTERNATIONAL FUND FOR AGRICULTURAL DEVELOPMENT	11.8	0%
Other	(19.7)	0%
TOTAL	176,918.5	100%

Expenditure for year ending 31 December 2012 (Thousands of US\$)

	PARTNER COUNTRIES		UN System & Other Contributors	TOTAL
	Special Voluntary Fund	Other Resources*		
TOTAL EXPENDITURE	4,008.7	15,868.1	200,342.0	220,218.7

*Other resources comprise cost sharing, trust funds and full funding of UNV assignments.

www.unv.org

UNV is administered by the United Nations
Development Programme (UNDP)



Empowered lives.
Resilient nations.