

We are
inspiration
in action

UN Women, UNFPA, UNV and the Office of Indigenous Women in Guatemala teamed up to mark 16 Days of Activism Against Gender-based Violence. In support of the campaign UNITE, UN Volunteers and participants stood up against violence targeting women and girls and for the empowerment of indigenous adolescent girls in Guatemala. (Marina Winderovxel Hibjan, UNV 2016)

STATISTICAL AND FINANCIAL INFORMATION FOR 2016

UNITED NATIONS VOLUNTEERS

UN VOLUNTEER STATISTICS BY COUNTRY

| Countries | National | Sent | Received |
|---------------------------------------|----------|------|----------|
| Afghanistan | - | 8 | 98 |
| Albania | 4 | 8 | 3 |
| Algeria | 3 | 6 | 1 |
| Andorra | - | 1 | - |
| Angola | - | 1 | 8 |
| Argentina | - | 10 | - |
| Armenia | 8 | 2 | - |
| Australia | - | 41 | - |
| Austria | - | 12 | - |
| Bangladesh | 27 | 38 | 23 |
| Barbados | 1 | 1 | 1 |
| Belarus | - | 4 | 1 |
| Belgium | - | 49 | 2 |
| Benin | 39 | 50 | 4 |
| Bhutan | - | 23 | - |
| Bolivia (Plurinational State of) | 78 | 3 | 7 |
| Bosnia and Herzegovina | 31 | 7 | 12 |
| Botswana | - | 5 | 1 |
| Brazil | 15 | 39 | 4 |
| Bulgaria | - | 9 | - |
| Burkina Faso | 75 | 42 | 20 |
| Burundi | 29 | 72 | 35 |
| Cabo Verde | 5 | 2 | 5 |
| Cambodia | 8 | - | 26 |
| Cameroon | 54 | 141 | 21 |
| Canada | - | 82 | - |
| Central African Republic | 59 | 11 | 261 |
| Chad | 31 | 67 | 62 |
| Chile | 1 | 3 | - |
| China | 30 | 19 | 1 |
| Colombia | 31 | 19 | 53 |
| Comoros | - | 3 | 4 |
| Congo | 2 | 9 | 23 |
| Costa Rica | - | 2 | - |
| Côte d'Ivoire | 8 | 112 | 152 |
| Croatia | - | 7 | - |
| Cuba | - | 4 | - |
| Czech Republic | - | 21 | - |
| Democratic Republic of the Congo | 15 | 157 | 585 |
| Democratic People's Republic of Korea | - | - | 1 |
| Denmark | - | 4 | - |
| Djibouti | 1 | 3 | 13 |
| Dominican Republic | 3 | 4 | 5 |
| Ecuador | 67 | 7 | 19 |
| Egypt | 106 | 14 | 30 |
| El Salvador | 6 | 5 | 5 |
| Eritrea | - | 24 | 2 |
| Estonia | - | 3 | - |
| Ethiopia | 11 | 76 | 45 |
| Fiji | 7 | 11 | 9 |
| Finland | - | 29 | - |
| France | - | 174 | 2 |
| Gabon | 1 | - | 3 |
| Gambia | 4 | 16 | 10 |
| Georgia | - | 4 | 3 |
| Germany | - | 66 | 1 |
| Ghana | 8 | 78 | 9 |

| Countries | National | Sent | Received |
|---|----------|------|----------|
| Greece | - | 8 | 23 |
| Guatemala | 10 | 5 | 19 |
| Guinea | 26 | 35 | 27 |
| Guinea-Bissau | 9 | 3 | 33 |
| Guyana | 3 | - | 1 |
| Haiti | 7 | 67 | 150 |
| Honduras | 24 | - | 19 |
| Hong Kong (Special Administrative Region of China) | - | 5 | - |
| Hungary | - | 11 | - |
| India | 93 | 72 | 8 |
| Indonesia | 20 | 21 | 17 |
| Iran (Islamic Republic Of) | 4 | 3 | - |
| Iraq | 31 | 6 | 26 |
| Ireland | - | 37 | 2 |
| Italy | - | 102 | - |
| Jamaica | 1 | 3 | 1 |
| Japan | - | 87 | - |
| Jordan | 25 | 7 | 14 |
| Kazakhstan | 21 | 1 | 3 |
| Kenya | 205 | 160 | 62 |
| Kosovo (as per UN Security Council resolution 1244) | 13 | 4 | 40 |
| Kyrgyzstan | 5 | 9 | 7 |
| Lao People's Democratic Republic | 6 | 1 | 27 |
| Latvia | - | 2 | - |
| Lebanon | 218 | 4 | 6 |
| Lesotho | 27 | - | 7 |
| Liberia | 31 | 81 | 226 |
| Libya | - | - | 3 |
| Lithuania | - | 4 | - |
| Luxembourg | - | 5 | - |
| Madagascar | 39 | 7 | 12 |
| Malawi | 14 | 24 | 19 |
| Malaysia | 1 | 7 | 5 |
| Maldives | - | - | 2 |
| Mali | 33 | 22 | 222 |
| Mauritania | 15 | 5 | 14 |
| Mauritius | - | 2 | 4 |
| Mexico | 5 | 14 | 5 |
| Mongolia | 5 | 3 | 11 |
| Montenegro | 1 | 2 | - |
| Morocco | 22 | 7 | 12 |
| Mozambique | 26 | 6 | 19 |
| Myanmar | 5 | 3 | 29 |
| Namibia | 9 | 3 | 3 |
| Nauru | - | - | 4 |
| Nepal | 82 | 80 | 18 |
| Netherlands | - | 28 | 2 |
| New Zealand | - | 6 | - |
| Nicaragua | 8 | 4 | 6 |
| Niger | 113 | 39 | 20 |
| Nigeria | 5 | 55 | 1 |
| Norway | - | 22 | - |
| Pakistan | 15 | 68 | 19 |
| Panama | 2 | - | 18 |
| Peru | 29 | 9 | 8 |
| Philippines | 7 | 85 | 6 |

| Countries | National | Sent | Received |
|-----------------------|----------|------|----------|
| Poland | - | 7 | - |
| Portugal | - | 19 | - |
| Republic of Korea | - | 65 | - |
| Republic of Moldova | - | 1 | 1 |
| Romania | - | 22 | - |
| Russian Federation | 1 | 16 | 2 |
| Rwanda | 12 | 90 | 24 |
| Samoa | 1 | - | 9 |
| Sao Tome and Principe | - | 1 | 1 |
| Senegal | 16 | 39 | 46 |
| Serbia | 23 | 5 | 6 |
| Sierra Leone | 13 | 87 | 14 |
| Singapore | - | 2 | - |
| Slovenia | - | 3 | - |
| Slovakia | - | 3 | - |
| Solomon Islands | 1 | - | 1 |
| Somalia | 12 | - | 70 |
| South Africa | 6 | 11 | 20 |
| South Sudan | 38 | 17 | 565 |
| Spain | - | 114 | - |
| Sri Lanka | 58 | 33 | 12 |
| State of Palestine | 62 | 1 | 11 |
| Sudan | 94 | 69 | 240 |
| Suriname | - | - | 1 |
| Sweden | - | 9 | - |
| Switzerland | - | 56 | - |
| Syrian Arab Republic | - | 3 | - |
| Tajikistan | 5 | 12 | 9 |

National: UN Volunteers serving within the country or territory. For example, during 2016 there were no Afghan national UN Volunteers engaged within Afghanistan.

Sent: UN Volunteers of the country serving abroad as international UN Volunteers. For example, during 2016 there were 8 Afghan nationals on UNV assignments in other countries and territories.

Received: UN Volunteers of other nationalities serving in the country or territory. For example, during 2016 there were 98 international UN Volunteers working in Afghanistan.

| Countries | National | Sent | Received |
|---|--------------|--------------|--------------|
| Thailand | 4 | 2 | 34 |
| The former Yugoslav Republic of Macedonia | - | 3 | 2 |
| Timor Leste | - | 11 | 21 |
| Togo | 8 | 35 | 7 |
| Trinidad and Tobago | - | 5 | 24 |
| Tunisia | 13 | 7 | 10 |
| Turkey | 60 | 5 | 21 |
| Turkmenistan | - | 1 | - |
| Uganda | 23 | 170 | 29 |
| Ukraine | 22 | 11 | 10 |
| United Arab Emirates | - | - | 1 |
| United Kingdom | - | 53 | - |
| United Republic of Tanzania | 13 | 35 | 35 |
| United States | - | 72 | 1 |
| Uruguay | - | 5 | - |
| Uzbekistan | 12 | 9 | 4 |
| Vanuatu | 1 | - | - |
| Venezuela (Bolivarian Republic of) | - | 7 | - |
| Viet Nam | 16 | 1 | 18 |
| Western Sahara | - | - | 16 |
| Yemen | 2 | 4 | 2 |
| Zambia | 28 | 13 | 19 |
| Zimbabwe | 23 | 54 | 4 |
| Total | 2,550 | 4,040 | 4,040 |

UN VOLUNTEERS PROMOTING SOUTH-SOUTH DEVELOPMENT

UN VOLUNTEER STATISTICS BY REGION

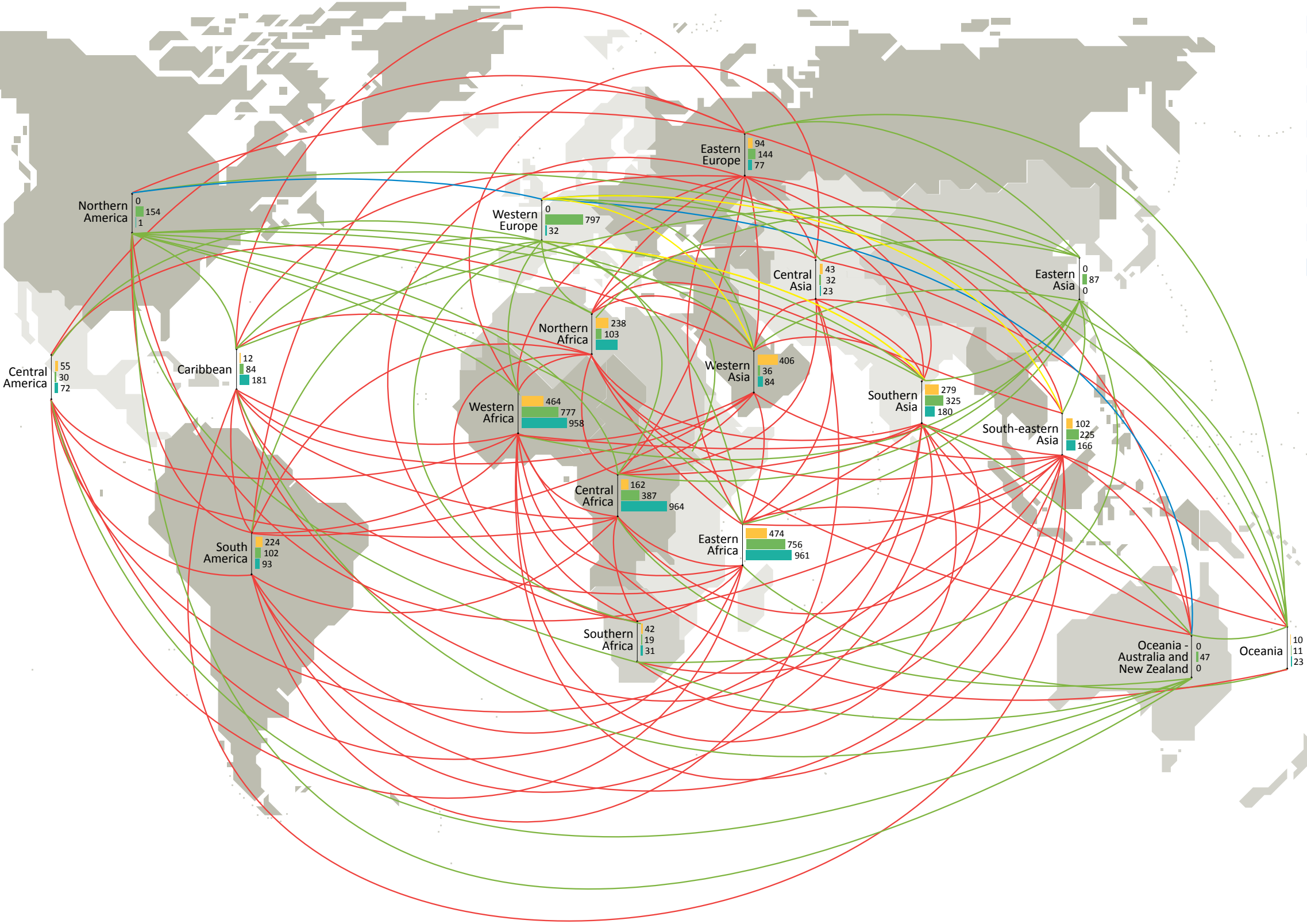
| Regions | Regional | Sent | Received |
|-------------------------------------|----------|-------|----------|
| Caribbean | 12 | 84 | 181 |
| Central Africa | 162 | 387 | 964 |
| Central America | 55 | 30 | 72 |
| Central Asia | 43 | 32 | 23 |
| Eastern Africa | 474 | 756 | 961 |
| Eastern Asia | 0 | 87 | 0 |
| Eastern Europe | 94 | 144 | 77 |
| Northern Africa | 238 | 103 | 312 |
| Northern America | 0 | 154 | 1 |
| Oceania | 10 | 11 | 23 |
| Oceania - Australia and New Zealand | 0 | 47 | 0 |
| South America | 224 | 102 | 93 |
| South-eastern Asia | 102 | 225 | 196 |
| Southern Africa | 42 | 19 | 31 |
| Southern Asia | 279 | 325 | 180 |
| Western Africa | 408 | 701 | 810 |
| Western Asia | 406 | 36 | 84 |
| Western Europe | 0 | 797 | 32 |
| Total | 2,550 | 4,040 | 4,040 |

Regional: UN Volunteers from the region serving within the region. For example, during 2016 there were 12 Caribbean UN Volunteers engaged within the Caribbean.

Sent: UN Volunteers from the region serving in other regions. For example, during 2016 there were 84 Caribbean UN Volunteers on assignment in other regions.

Received: UN Volunteers from other regions serving in the region. For example, during 2016 there were 181 UN Volunteers from outside the Caribbean working within the Caribbean.

The terms used are drawn from the United Nations Statistics Division.



MAP LEGEND

Regional: UN Volunteers from the region serving within their region

Sent: UN Volunteers from the region serving in other regions

Received: UN Volunteers from other regions serving in the region

South-South The lines on the map (left) indicate the movement of international UN Volunteers from their home regions to their assignments around the world. Close to 83 per cent of UN Volunteers come from the South and most also serve in the South.

North-North

North-South

South-North

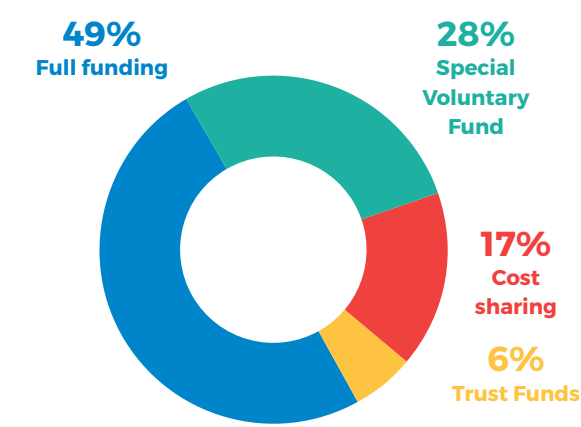
UNV FINANCIAL VOLUME

TOTAL FINANCIAL VOLUME – ALL SOURCES OF FUNDS (THOUSANDS OF US \$)

| | Institutional resources | UNV resources* | United Nations entities | TOTAL |
|------------------------|-------------------------|----------------|-------------------------|---------|
| TOTAL FINANCIAL VOLUME | 16,736 | 18,321 | 167,745 | 202,802 |

**UNV resources comprise the Special Voluntary Fund, cost sharing, trust funds and full funding of UNV assignments.*

UNV RESOURCES – BY SOURCE OF FUND



FINANCIAL VOLUME – UNITED NATIONS ENTITIES (THOUSANDS OF US \$)

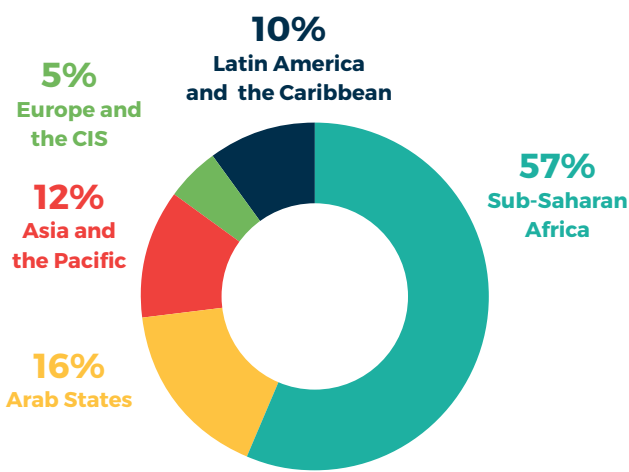
| UNITED NATIONS ENTITIES | Total | % of Total |
|--|---------|------------|
| UNDFS/DPKO/DPA United Nations Department of Field Support/Department for Peacekeeping Operations/ Department of Political Affairs* | 96,673 | 58% |
| UNDP United Nations Development Programme | 27,075 | 16% |
| UNHCR United Nations High Commissioner for Refugees | 22,254 | 13% |
| UNFPA United Nations Population Fund | 4,206 | 3% |
| UNICEF United Nations Children's Fund | 3,600 | 2% |
| WFP World Food Programme | 3,519 | 2% |
| UN Women United Nations Entity for Gender Equality and the Empowerment of Women | 1,724 | 1% |
| UNRWA United Nations Relief and Works Agency | 1,707 | 1% |
| OCHA Office for the Coordination of Humanitarian Affairs | 1,547 | 1% |
| UNEP United Nations Environment Programme | 1,137 | 1% |
| OHCHR Office of the High Commissioner for Human Rights | 1,038 | 1% |
| WHO World Health Organization | 985 | 1% |
| UNOV United Nations Office in Vienna | 692 | 0% |
| FAO Food and Agriculture Organization | 346 | 0% |
| UN-Habitat United Nations Centre for Human Settlement | 315 | 0% |
| United Nations Secretariat | 157 | 0% |
| UNOPS United Nations Office for Project Services | 154 | 0% |
| IOM International Organization for Migration | 108 | 0% |
| UNAIDS Joint United Nations Programme on HIV/AIDS | 64 | 0% |
| IFAD International Fund for Agriculture | 48 | 0% |
| Other | 396 | 0% |
| TOTAL | 167,745 | 100% |

**Provisional figure*

STATISTICS

| | |
|------------------------------------|-----------|
| Number of individual UN Volunteers | 6,590 |
| Countries of assignment | 126 |
| Countries of origin | 156 |
| Origin of UN Volunteers | |
| From countries of the global South | 5,504 83% |
| From countries of the global North | 1,086 17% |
| Gender | |
| Female | 2,971 45% |
| Male | 3,619 55% |
| Types of assignment | |
| International UN Volunteers | 4,040 61% |
| National UN Volunteers | 2,550 39% |

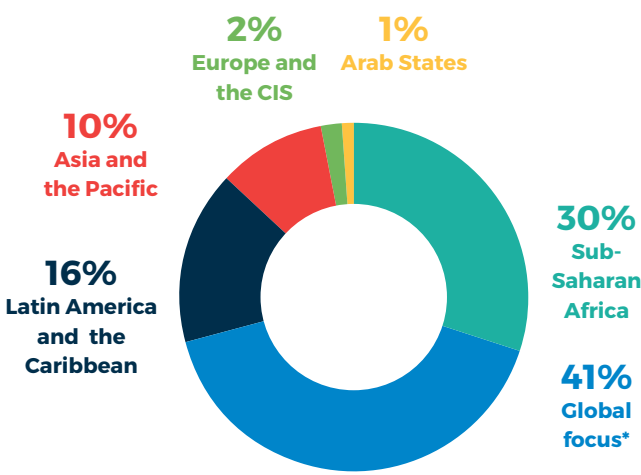
UN VOLUNTEERS BY REGION



UN VOLUNTEERS WITH MAIN PARTNERS

| | |
|--------------|-------|
| UNDPKO/UNDPA | 2,337 |
| UNDP/UNV | 1,947 |
| UNHCR | 913 |
| UNICEF | 311 |
| UNFPA | 179 |
| UN Women | 167 |
| UNRWA | 159 |
| WFP | 122 |
| UNEP | 76 |
| OHCHR | 62 |
| OCHA | 61 |
| WHO | 49 |
| Others | 207 |
| Total: 6,590 | |

ONLINE VOLUNTEERING ASSIGNMENTS BY REGION

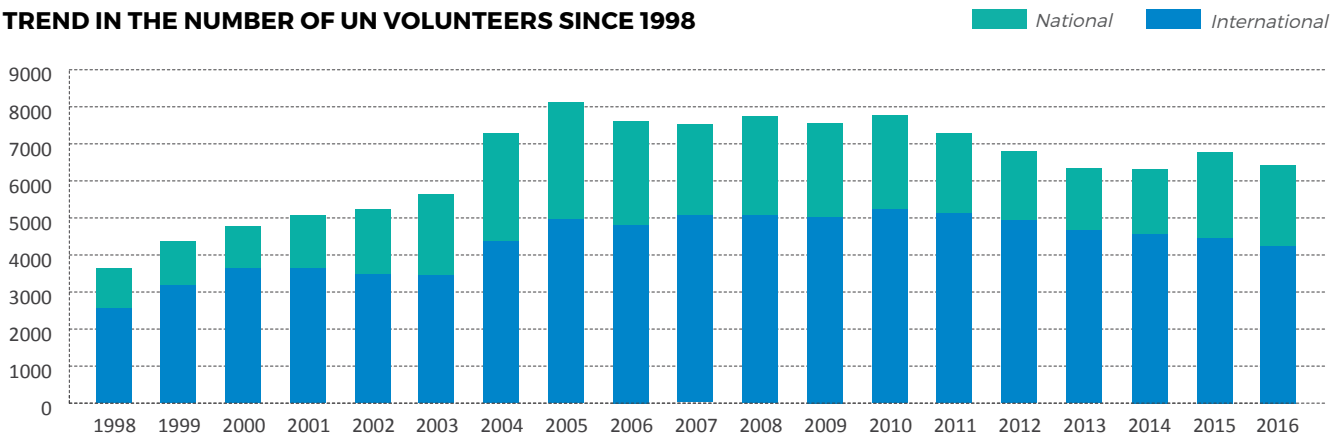


ONLINE VOLUNTEERING SERVICE

| | |
|--|-----------|
| Number of UN Online Volunteering assignments | 22,691 |
| Number of individual UN Online Volunteers | 12,592 |
| Origin of UN Online Volunteers | |
| From countries of the global South | 7,303 58% |
| From countries of the global North | 5,289 33% |
| Gender | |
| Female | 7,429 59% |
| Male | 5,163 42% |
| Number of registered organizations | 2,942 |

*Global focus includes projects across multiple countries

TREND IN THE NUMBER OF UN VOLUNTEERS SINCE 1998



CONTRIBUTIONS TO UNV

PROGRAMME RESOURCES RECEIVED FROM PARTNER COUNTRIES (THOUSANDS OF US \$)

| PARTNER COUNTRIES | Special Voluntary Fund | Other Resources | Total | % of Total |
|-------------------|---------------------------|-----------------|--------|------------|
| Germany | 1,990 | 2,367 | 4,358 | 34% |
| Republic of Korea | | 2,494 | 2,494 | 19% |
| Switzerland | 836 | 440 | 1,276 | 10% |
| Sweden | 974 | | 974 | 8% |
| France | | 933 | 933 | 7% |
| Japan | | 723 | 723 | 6% |
| Finland | | 628 | 628 | 5% |
| Ireland | 56 | 500 | 556 | 4% |
| Luxembourg | | 418 | 418 | 3% |
| Czech Republic | 12 | 237 | 249 | 2% |
| United Kingdom | | 165 | 165 | 1% |
| China | 30 | | 30 | 0% |
| Turkey | 20 | | 20 | 0% |
| Israel | 10 | | 10 | 0% |
| Kazakhstan | 2 | | 2 | 0% |
| TOTAL | 3,930 | 8,904 | 12,834 | 100% |

OTHER PROGRAMME RESOURCES RECEIVED (THOUSANDS OF US \$)

| OTHER CONTRIBUTORS | Other Resources | Total | % of Total |
|---|-----------------|-------|------------|
| Economic Community Of West African States | 430 | 430 | 36% |
| United Nations Centre for Human Settlement (UN-Habitat) | 250 | 250 | 21% |
| Agency for Volunteer Service, funded by the Government of Hong Kong (Special Administrative Region of China) | 200 | 200 | 17% |
| One UN Plan Fund | 176 | 176 | 15% |
| Kwansei Gakuin University, Japan | 83 | 83 | 7% |
| UN Trust Fund for Human Security | 52 | 52 | 4% |
| TOTAL | 1,192 | 1,192 | 100% |

UNV is administered by the United Nations
Development Programme (UNDP)



Empowered lives.
Resilient nations.



www.unv.org