

STATISTICAL AND FINANCIAL INFORMATION FOR 2018



We are
inspiration
in action



Sara Salama, national UN Volunteer, supports refugees registering at a UNHCR reception centre in Cairo, Egypt. (Amr Abdelazez & Mohamed Sabry/UNV, 2018)

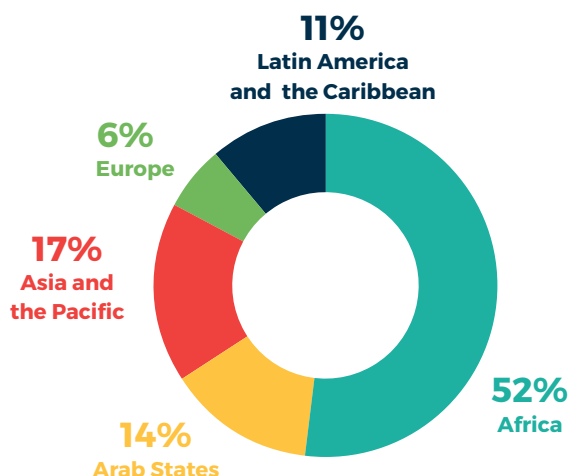
UNV FINANCIAL VOLUME

TOTAL FINANCIAL VOLUME – ALL SOURCES OF FUNDS (THOUSANDS OF US\$)

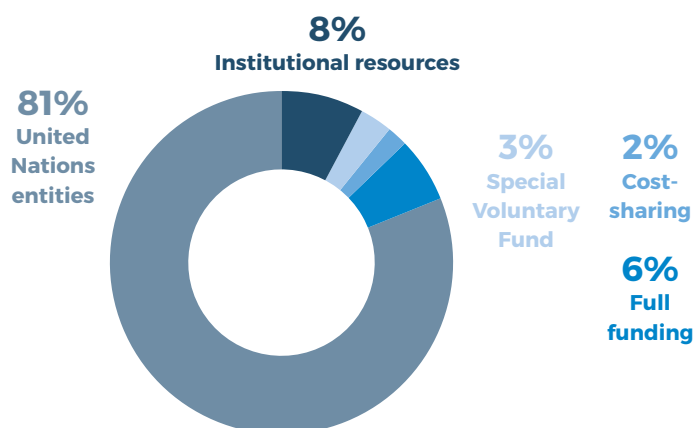
	UNV institutional resources	Other UNV resources*	Resources of United Nations entities	TOTAL
TOTAL FINANCIAL VOLUME	15,685	21,549	162,378	199,612

*Special Voluntary Fund, cost-sharing, trust funds and full funding of UNV assignments.

FINANCIAL VOLUME BY REGION



FINANCIAL VOLUME BY SOURCE OF FUND



FINANCIAL VOLUME BY UNITED NATIONS ENTITY (THOUSANDS OF US\$)

UNITED NATIONS PARTNERS

	TOTAL
United Nations Department of Field Support/Department of Peacekeeping Operations/Department of Political Affairs*	84,289
United Nations Development Programme	31,219
United Nations High Commissioner for Refugees	21,031
United Nations Children's Fund	5,573
United Nations Population Fund	3,648
World Food Programme	2,713
United Nations Entity for Gender Equality and the Empowerment of Women	2,664
World Health Organization	1,895
Office for the Coordination of Humanitarian Affairs	1,655
Office of the High Commissioner for Human Rights	1,431
United Nations Office in Vienna (UNOV)	1,395
United Nations Environment Programme	1,394
United Nations Relief and Works Agency	1,175
Food and Agriculture Organization	425
United Nations Centre for Human Settlements	394
United Nations Office for Project Services	385
United Nations Secretariat	263
United Nations Educational, Scientific and Cultural Organization	116
International Organization for Migration	108
Joint United Nations Programme on HIV/AIDS	83
International Fund for Agricultural Development	59
World Bank	53
Other	410
TOTAL	162,378

* names of UN entities in 2018.

CONTRIBUTIONS TO UNV

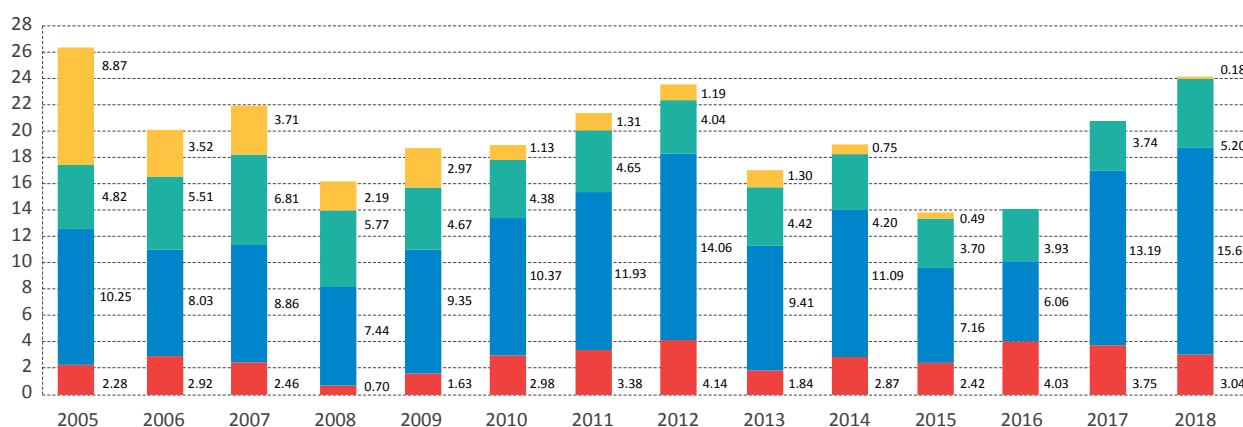
CONTRIBUTIONS RECEIVED FROM PARTNERS (THOUSANDS OF US\$)

	Special Voluntary Fund	Other resources (full funding, trust fund, cost-sharing)	TOTAL
PARTNER COUNTRIES			
Sweden	1,985	3,900	5,885
Republic of Korea		4,137	4,137
Germany	2,091	1,769	3,860
Switzerland	794	992	1,786
France	200	1,107	1,307
Japan		1,133	1,133
Russian Federation		1,004	1,004
Norway		867	867
Finland		859	859
Ireland	58	518	575
Luxembourg		491	491
Czech Republic	14	347	360
United Kingdom of Great Britain and Northern Ireland		147	147
China	30		30
India	20		20
Bangladesh	3		3
Kazakhstan	2		2
Thailand	2		2
SUB-TOTAL	5,198	17,270	22,468
OTHER CONTRIBUTORS			
Economic Community of West African States		486	486
Agency for Volunteer Service, China (Hong Kong SAR)		370	370
International Labour Organization		222	222
One UN Plan Fund		153	153
Kwansei Gakuin University, Japan		83	83
United Nations High Commissioner for Refugees		76	76
United Nations Trust Fund for Human Security		75	75
King Mongkut's University of Technology Thonburi, Thailand		47	47
International Forum for Volunteering in Development		25	25
Alphabet Inc.		17	17
Save the Children Fund		4	4
SUB-TOTAL		1,557	1,557
GRAND TOTAL	5,198	18,827	24,025

CONTRIBUTIONS TO UNV 2005-2018

(MILLIONS OF US\$)

■ Cost-sharing
 ■ Special Voluntary Fund
 ■ Full funding
 ■ Trust Fund

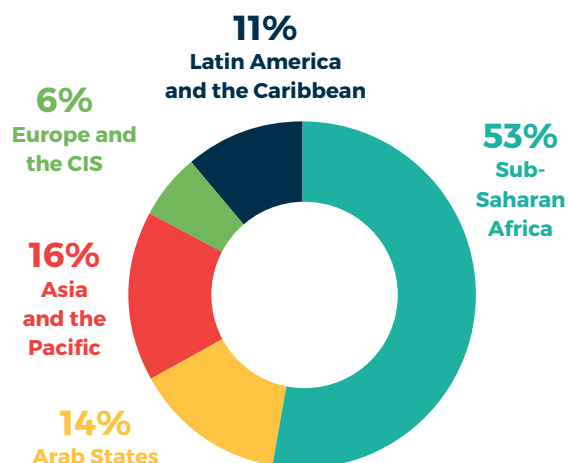


UN VOLUNTEER STATISTICS

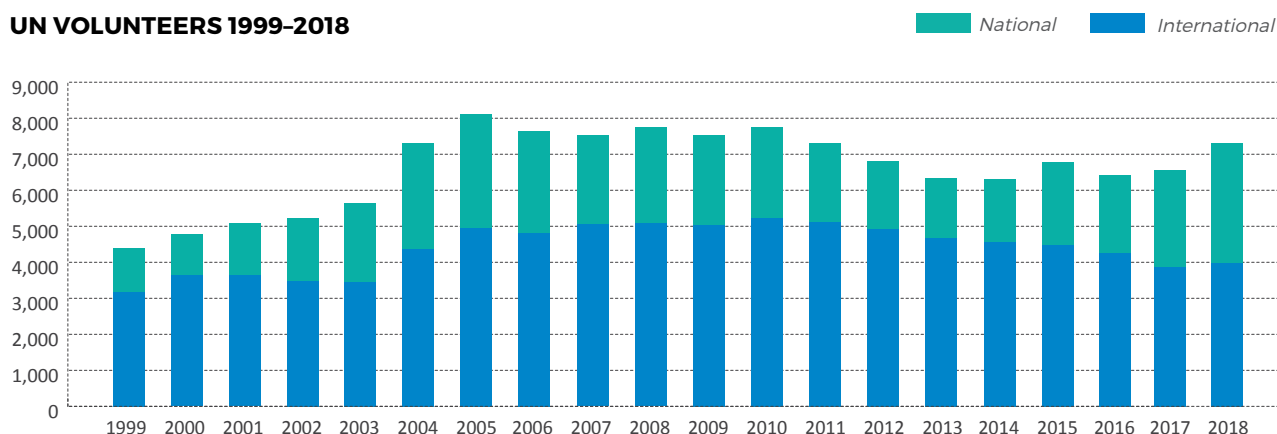
UN VOLUNTEERS

Number of UN Volunteers	7,201
Countries of assignment	146
Countries of origin	161
Origin of UN Volunteers	
Countries of the Global South	5,826 81%
Countries of the Global North	1,375 19%
Sex	
Women	3,420 47%
Men	3,781 53%
Type of assignment	
International UN Volunteers	3,998 55%
National UN Volunteers	3,220 45%

UN VOLUNTEERS BY REGION



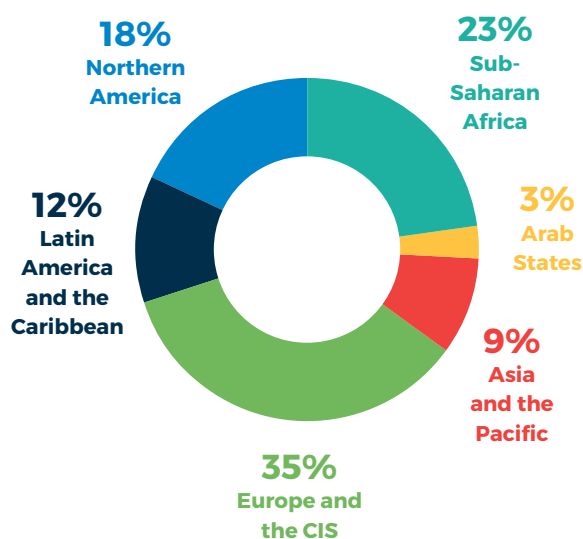
UN VOLUNTEERS 1999-2018



ONLINE VOLUNTEERS

Number of Online Volunteers	16,748
Origin of Online Volunteers	
Countries of the Global South	11,221 67%
Countries of the Global North	5,527 33%
Sex	
Women	10,049 60%
Men	6,699 40%

ONLINE VOLUNTEER ASSIGNMENTS BY REGION



UN VOLUNTEERS SERVING UNDER UN ENTITIES

UNV is as strong as its partnerships. UN Volunteers deliver for our United Nations partners on sustainable development – from eliminating poverty, empowering women and youth, and playing critical roles in peacekeeping missions and humanitarian response to advocating for climate change mitigation and the rights of marginalized people.

Below are the 2018 statistics on UN Volunteers hosted per top 21 United Nations partners.



UN VOLUNTEER STATISTICS BY COUNTRY IN 2018

COUNTRIES	NATIONAL	INTERNATIONAL SENT	INTERNATIONAL RECEIVED
Afghanistan	24	9	109
Albania	4	7	2
Algeria	4	6	
Angola	3	2	14
Antigua and Barbuda			1
Argentina	1	12	1
Armenia	4	2	1
Aruba			1
Australia		24	
Austria		6	10
Azerbaijan	2	3	2
Bangladesh	49	27	26
Barbados	1	1	1
Belarus		4	2
Belgium		27	1
Belize			1
Benin	48	43	5
Bhutan	4	19	
Bolivia (Plurinational State of)	85	7	17
Bosnia and Herzegovina	25	11	5
Botswana	1	5	1
Brazil	31	49	2
Bulgaria		7	
Burkina Faso	24	44	13
Burundi	40	58	37
Cabo Verde	8	1	1
Cambodia	17	1	24
Cameroon	70	145	19
Canada		74	
Central African Republic	78	10	229
Chad	17	48	46
Chile		7	1
China	47	25	
Colombia	84	30	160
Comoros	18	1	3
Congo	6	7	31
Costa Rica	1	4	
Côte d'Ivoire	63	135	14
Croatia		11	
Cuba		4	
Cyprus		1	
Czech Republic		19	
Democratic Republic of the Congo	31	106	584
Denmark		7	
Djibouti	1	2	14
Dominica			1
Dominican Republic	4	5	2
Ecuador	21	15	9
Egypt	88	18	18
El Salvador	6	5	5
Equatorial Guinea			1
Eritrea		15	5
Ethiopia	7	62	61
Fiji	14	6	14
Finland		36	
France		188	2
Gabon	1		2
Gambia		17	9
Georgia	2	4	3
Germany		48	3
Ghana	5	62	6

COUNTRIES	NATIONAL	INTERNATIONAL SENT	INTERNATIONAL RECEIVED
Greece		7	9
Grenada		1	
Guatemala	58	15	19
Guinea	64	21	15
Guinea-Bissau	16		26
Guyana	1	1	5
Haiti	5	55	31
Honduras	23	1	22
Hong Kong Special Administrative Region		8	
Hungary		4	1
India	99	73	7
Indonesia	30	16	23
Iran (Islamic Republic of)	3	5	
Iraq	26	2	67
Ireland		40	
Israel		1	
Italy		98	2
Jamaica	7	3	2
Japan		116	
Jordan	38	12	45
Kazakhstan	35	4	5
Kenya	164	162	69
Kosovo (as per UN Security Council Resolution 1244)	9	8	39
Kyrgyzstan	7	12	11
Lao People's Democratic Republic	1	2	27
Latvia		4	
Lebanon	81	8	15
Lesotho	6	1	4
Liberia	38	88	109
Libya			11
Lithuania		3	
Madagascar	36	7	19
Malawi	19	23	34
Malaysia	1	6	2
Maldives			1
Mali	39	18	254
Mauritania	14	1	11
Mauritius		1	1
Mexico	7	16	10
Micronesia (Federated States of)			1
Mongolia		1	14
Montenegro	1	3	
Morocco	17	3	9
Mozambique	15	1	25
Myanmar	1	3	23
Namibia	9	3	9
Nepal	40	83	20
Netherlands		21	2
Netherlands Antilles			1
New Zealand		6	
Nicaragua		2	
Niger	122	34	23
Nigeria	14	46	8
North Macedonia		1	1
Norway		19	
Pakistan	212	64	9
Panama	10	1	24
Papua New Guinea	6		2
Paraguay		2	
Peru	78	12	8
Philippines	10	44	9

COUNTRIES	NATIONAL	INTERNATIONAL SENT	INTERNATIONAL RECEIVED
Poland		4	
Portugal		24	
Republic of Korea		163	
Republic of Moldova		2	2
Romania		18	
Russian Federation	3	37	1
Rwanda	18	96	30
Saint Lucia	2		
Samoa	1		11
Sao Tome and Principe	2		2
Senegal	26	25	62
Serbia	38	7	8
Seychelles			1
Sierra Leone	8	61	21
Singapore		2	
Slovakia		4	
Slovenia		1	
Solomon Islands	2		10
Somalia	2	3	77
South Africa	4	9	9
South Sudan	60	15	660
Spain		102	1
Sri Lanka	107	26	23
State of Palestine	135	2	23
Sudan	93	61	158
Suriname			2
Swaziland	1		
Sweden		64	1
Switzerland		70	1
Syrian Arab Republic	19	8	
Tajikistan	6	8	7
Thailand	6	5	39
Timor-Leste	11	7	25
Togo	9	28	13
Trinidad and Tobago	3	3	7
Tunisia	25	6	12
Turkey	71	3	28
Tuvalu			1
Uganda	43	170	42
Ukraine	54	12	19
United Kingdom of Great Britain and Northern Ireland		36	
United Republic of Tanzania	32	27	41
United States of America		76	9
Uruguay	1	2	
Uzbekistan	17	7	4
Vanuatu	1		1
Venezuela (Bolivarian Republic of)	22	13	
Viet Nam	9	4	21
Western Sahara			16
Yemen	7	17	3
Zambia	52	16	20
Zimbabwe	29	60	11
GRAND TOTAL	3,220	3,988	3,988

National: UN Volunteers serving within the country or territory. For example, during 2018 there were 24 Afghan national UN Volunteers engaged within Afghanistan.

Sent: UN Volunteers of the country serving abroad as international UN Volunteers. For example, during 2018 there were 9 Afghan nationals on UNV assignments in other countries and territories.

Received: UN Volunteers of other nationalities serving in the country or territory. For example, during 2018 there were 109 UN Volunteers working in Afghanistan. Note: one UN Volunteer can serve in multiple countries..