

Statistical and financial information

UN Volunteer statistics by country, 2020

	National	Sent	Received
COUNTRIES			
Afghanistan	119	9	106
Albania		3	3
Algeria	13	4	4
Angola	9	2	13
Antigua and Barbuda		1	
Argentina	4	20	1
Armenia	6	1	3
Australia		50	
Austria		7	53
Azerbaijan	4	2	5
Bahrain	2		4
Bangladesh	258	21	28
Barbados	3	1	9
Belarus	4	4	
Belgium		27	6
Belize	1		1
Benin	103	42	9
Bhutan	3	17	-
Bolivia (Plurinational State of)	55	6	24
Bosnia and Herzegovina	12	13	12
Botswana	1	1	3
Brazil	186	63	4
Bulgaria		5	
Burkina Faso	219	48	27
Burundi	49	55	32
Cabo Verde	3	1	3
Cambodia	8	1	9
Cameroon	119	162	19
Canada		78	
Central African Republic	89	17	292
Chad	39	46	52
Chile	1	6	1
China	55	32	3
Colombia	342	38	161
Comoros	30	2	8
Congo	14	7	59
Costa Rica	8	6	7
Côte d'Ivoire	75	116	22
Croatia		3	
Cuba		2	1
Cyprus		1	2
Czech Republic		29	
Democratic People's Republic of Korea			1
Democratic Republic of the Congo	81	86	450
Denmark		4	9
Djibouti	7	1	18
Dominican Republic	4	3	1
Ecuador	58	18	17
Egypt	84	22	44
El Salvador	7	4	7
Eritrea		12	5
Eswatini	4		1
Ethiopia	22	68	74
Fiji	13	7	31
Finland		55	
France		212	2
Gabon	2	5	6
Gambia	11	12	11
Georgia		5	7
Germany		52	12

COUNTRIES	National	Sent	Received
Ghana	7	56	11
Greece		11	4
Grenada		1	1
Guatemala	22	8	27
Guinea	69	21	24
Guinea-Bissau	19	3	20
Guyana	4	1	2
Haiti	28	41	14
Honduras	27	4	19
Hungary		5	5
Iceland		1	
India	170	94	5
Indonesia	35	17	19
Iran (Islamic Republic of)	4	4	1
Iraq	38	2	82
Ireland		44	
Israel		3	
Italy		139	10
Jamaica	4	2	5
Japan		93	
Jordan	58	12	61
Kazakhstan	61	10	9
Kenya	223	170	117
Kiribati			1
Kosovo (UNSC 1244)	84	10	36
Kuwait	4		
Kyrgyzstan	5	19	9
Lao People's Democratic Republic	5	1	39
Latvia		1	
Lebanon	146	14	17
Lesotho	2		3
Liberia	83	75	36
Libya	1		28
Lithuania		4	
Luxembourg		8	
Madagascar	35	13	18
Malawi	17	24	15
Malaysia		5	2
Maldives			1
Mali	102	33	258
Marshall Islands			2

■ National
 ■ Sent
 ■ Received

COUNTRIES	National	Sent	Received
Mauritania	31	10	23
Mauritius			2
Mexico	7	30	11
Micronesia (Federated States of)			3
Mongolia		4	3
Montenegro		2	2
Morocco	35	12	13
Mozambique	89	2	34
Myanmar	10	2	38
Namibia	7	3	3
Nauru			2
Nepal	56	71	22
Netherlands		18	4
New Zealand		7	
Nicaragua	2	1	
Niger	172	29	38
Nigeria	58	59	35
North Macedonia	2		2
Norway		22	
Oman	2		1
Pakistan	59	73	6
Panama	12		43
Papua New Guinea	14	2	16
Paraguay	5		
Peru	73	10	9
Philippines	4	19	10
Poland		7	
Portugal		29	1
Republic of Korea		192	
Republic of Moldova	1	5	6
Romania		8	
Russian Federation	4	59	
Rwanda	25	100	53
Samoa			5
Sao Tome and Principe	4	1	7
Saudi Arabia	11		1
Senegal	66	27	68
Serbia	34	14	2
Seychelles			2
Sierra Leone	4	29	17
Singapore		4	2

■ National ■ Sent ■ Received

COUNTRIES	National	Sent	Received
Slovakia		5	
Slovenia		4	
Solomon Islands	2		7
Somalia	10	5	116
South Africa	5	16	10
South Sudan	85	22	540
Spain		89	2
Sri Lanka	75	26	15
State of Palestine	39	15	23
Sudan	85	53	132
Suriname	2		
Sweden		118	1
Switzerland		56	4
Syrian Arab Republic		8	
Tajikistan	3	8	5
Thailand	27	6	52
Timor-Leste	30	4	23
Togo	15	25	9
Trinidad and Tobago	5	1	5
Tunisia	39	18	24
Turkey	64	9	53
Turkmenistan	1		3
Tuvalu			1
Uganda	33	166	35
Ukraine	38	18	8
United Arab Emirates			3
United Kingdom of Great Britain and Northern Ireland		54	1
United Republic of Tanzania	48	16	28
United States of America		93	50
Uruguay	13	3	1
Uzbekistan	4	5	10
Vanuatu		1	5
Venezuela (Bolivarian Republic of)	95	7	8
Viet Nam	19	1	12
Western Sahara			15
Yemen	107	23	2
Zambia	105	24	25
Zimbabwe	74	57	11
GRAND TOTAL	5 266	4 207	4 207

National: UN Volunteers serving within the country or territory. For example, during 2020 there were 119 Afghan national UN Volunteers engaged within Afghanistan.

Sent: UN Volunteers of the country serving abroad. For example, during 2020 there were 9 Afghan nationals on UNV assignments in other countries and territories.

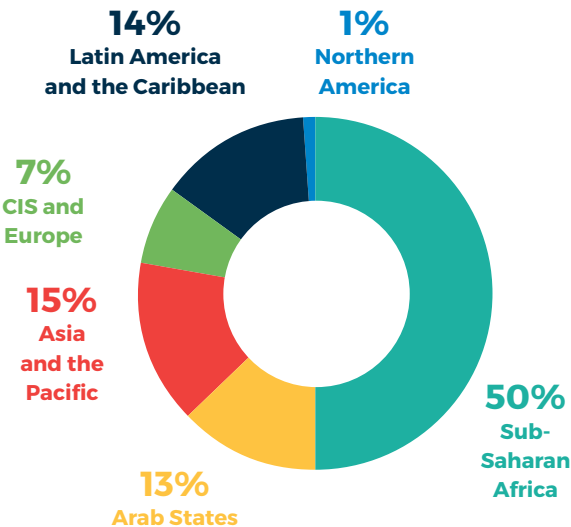
Received: UN Volunteers of other nationalities serving in the country or territory. For example, during 2020 there were 106 UN Volunteers working in Afghanistan. Note: One UN Volunteer can serve in multiple countries.

UN Volunteers statistics

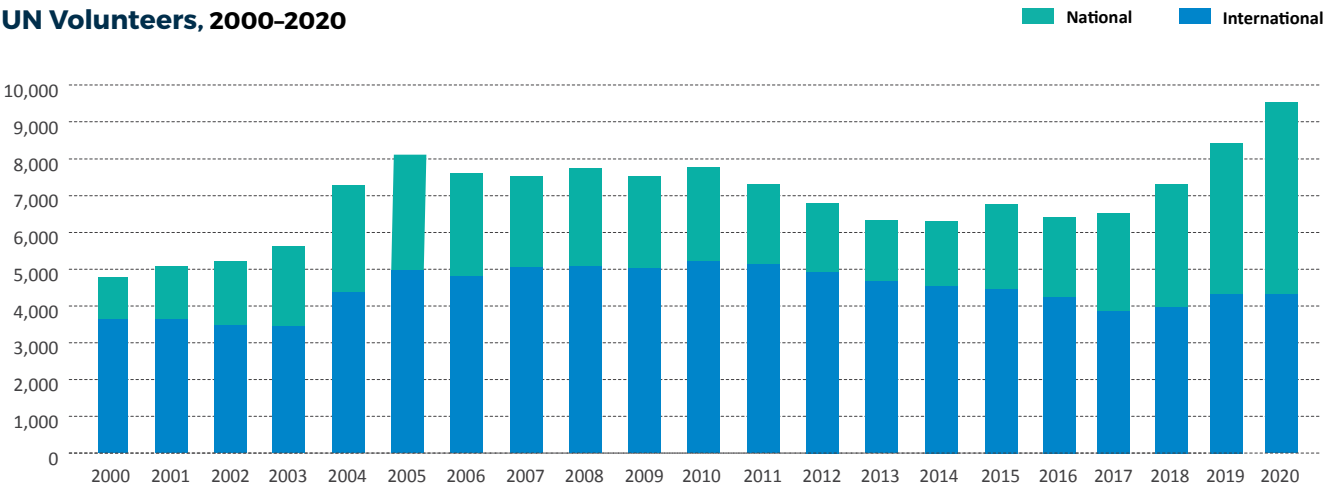
UN Volunteers

Number of individual UN Volunteers	9,459	
Countries of assignment	158	
Countries of origin	168	
Origin of UN Volunteers		
Countries of the Global South	7 905	84%
Countries of the Global North	1 554	16%
Sex		
Women	4 930	52%
Men	4 529	48%
Type of assignment		
International UN Volunteers	4 207	44%
National UN Volunteers	5 266	56%

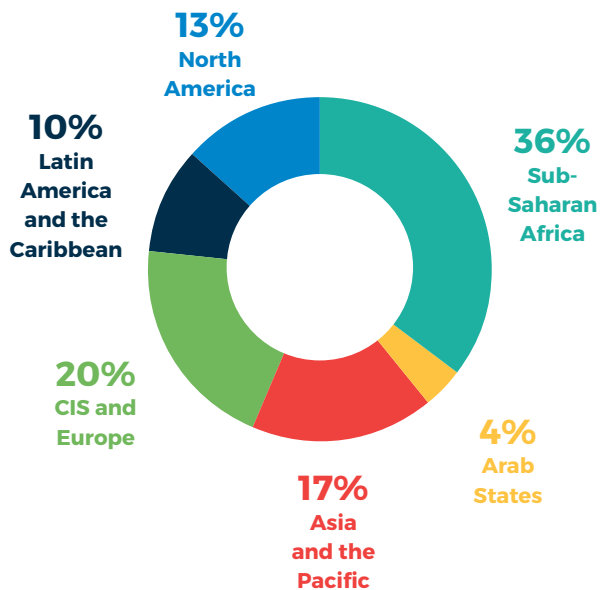
UN Volunteers by region



UN Volunteers, 2000–2020



Online volunteering applications by region



UN Volunteers in the Dominican Republic, Ecuador, Honduras, Panama and Uruguay support biodiversity conservation and indigenous knowledge, with UNDP, under the Nagoya Protocol. (UNV, 2019)



Johanna Erroba (left), national UN Volunteer Youth Engagement Officer, serves with UNDP in the Philippines. Here, she is seen conducting data validation in households for the enrollment of citizens in a digital wallet during COVID-19. (UNV, 2020)

UN Volunteers serving under UN entities

UNV is as strong as its partnerships. UN Volunteers deliver for our United Nations partners on sustainable development – from eliminating poverty, empowering women and youth, and playing critical roles in peacekeeping missions and humanitarian response to advocating for climate change mitigation and the rights of marginalized people.

Below are the 2020 statistics on UN Volunteers hosted per top 27 United Nations partners.





OHCHR

UN Volunteers **139** **61%** **39%**



UNAIDS

UN Volunteers **20** **60%** **40%**



UNOCHA

UN Volunteers **129** **67%** **33%**



IFAD

UN Volunteers **19** **58%** **42%**



UNCDF

UN Volunteers **60** **37%** **63%**



UNDRR

UN Volunteers **19** **53%** **47%**



UN-Habitat

UN Volunteers **57** **47%** **53%**



UN DPPA

UN Volunteers **15** **67%** **33%**



FAO

UN Volunteers **51** **63%** **37%**



UN ESCWA

UN Volunteers **14** **57%** **43%**



UNOPS

UN Volunteers **35** **77%** **23%**



UN DSS

UN Volunteers **11** **64%** **36%**



UNESCO

UN Volunteers **30** **63%** **37%**



UNRWA

UN Volunteers **10** **40%** **60%**



UNITAD

UN Volunteers **23** **70%** **30%**

UNV key statistics, 2020

During 2020
9,459
UN Volunteers
on the ground
were hosted by
UN entities



in **158 countries**
of assignment,

and thousands of
online volunteers
engaged virtually
worldwide



UN Volunteers
were from

168
countries

84%
from the Global South




56% national
UN Volunteers

35% of UN
Volunteers
on-site were
under the
age of 29



52% of
UN Volunteers
on-site were
women



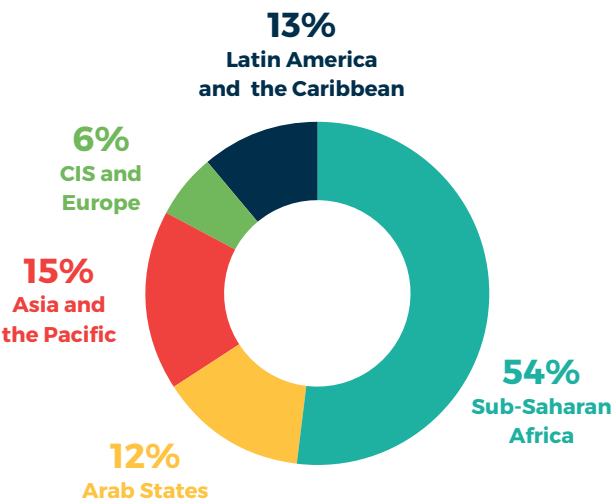
UNV financial volume

Total financial volume – all sources of funds (thousands of US\$)

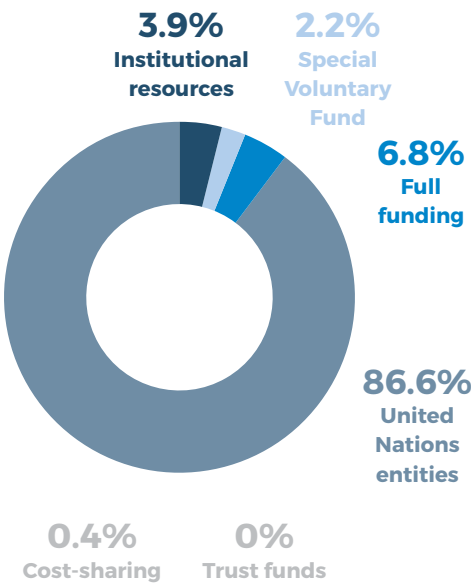
	UNV INSTITUTIONAL RESOURCES	OTHER UNV RESOURCES*	RESOURCES FROM UNITED NATIONS ENTITIES	TOTAL
Total financial volume	9 184	22 584	205 645	237 413

**Special Voluntary Fund, cost-sharing, trust funds and full funding of UNV assignments.*

Financial volume by region



Financial volume by source of fund



Financial volume by United Nations entity (thousands of US\$)

UNITED NATIONS ENTITIES	TOTAL
UNDFS/DPKO/DPA United Nations Department of Field Support/Department of Peacekeeping Operations/Department of Political Affairs	84 522
UNDP United Nations Development Programme	43 339
UNHCR United Nations High Commissioner for Refugees	24 439
UNICEF United Nations Children's Fund	13 553
UNFPA United Nations Population Fund	5 967
WHO World Health Organization	4 614
UN Women United Nations Entity for Gender Equality and the Empowerment of Women	4 613
UNOV United Nations Office in Vienna	4 053
WFP World Food Programme	3 559
UNEP United Nations Environment Programme	3 341
OHCHR Office of the High Commissioner for Human Rights	2 771
OCHA Office for the Coordination of Humanitarian Affairs	2 199
United Nations Secretariat	1 538
IOM International Organization for Migration	1 529
UN-Habitat United Nations Human Settlements Programme	926
UNCDF United Nations Capital Development Fund	913
FAO Food and Agriculture Organization	849
UNOPS United Nations Office for Project Services	784
UNOG United Nations Office at Geneva	391
UNESCO United Nations Educational, Scientific and Cultural Organization	331
IFAD International Fund for Agriculture	310
UNECA United Nations Economic Commission for Africa	206
UNAIDS Joint United Nations Programme on HIV/AIDS	196
UNIC United Nations Information Centres	183
UNESCWA United Nations Economic and Social Commission for West Asia	114
Other	405
TOTAL	205 645

Contributions to UNV

Contributions from partners (thousands of US\$)

	SPECIAL VOLUNTARY FUND	OTHER RESOURCES (FULL FUNDING, TRUST FUND, COST-SHARING)	TOTAL	FUTURE DUE AS PER CONTRIBUTION AGREEMENT SIGNED
PARTNER COUNTRIES				
Sweden	1 682	3 212	4 894	1 095
Germany	3 103	961	4 064	486
Republic of Korea		4 013	4 013	240
Japan		2 567	2 567	
Switzerland	818	1 748	2 566	1 680
France	200	1 949	2 149	
Ireland	60	1 254	1 314	
Finland		1 235	1 235	
Norway		1 150	1 150	350
Russian Federation		1 000	1 000	1 000
Kazakhstan		741	741	
Czech Republic	13	406	418	
China	30	85	115	526
India	20		20	
Turkey	10		10	
Bangladesh	2		2	650
Thailand	2		2	
Spain				1 195
SUB-TOTAL PARTNER COUNTRIES	5 938	20 322	26 260	7 222
OTHER CONTRIBUTORS				
Kwansei Gakuin University, Japan		83	83	83
Mount Kenya University		37	37	
King Mongkut's University of Technology Thonburi, Thailand		29	29	274
PeaceNexus Foundation		22	22	22
Agency for Volunteer Service, China (Hong Kong SAR)				1 805
SUB-TOTAL OTHER CONTRIBUTORS		171	171	2 183
GRAND TOTAL	5 938	20 492	26 430	9 405

In addition to the above, UNV received the amount of US\$ 794k for the upgrade of the UN Campus Bonn infrastructure from the Government of Germany in 2020. As Premises Manager, UNV administers these funds in line with UNDP Financial Regulations and Rules.

Contributions by fund type 2010 - 2020 (millions of US\$)

■ Cost-sharing
 ■ Special Voluntary Fund
 ■ Full Funding
 ■ Trust fund

